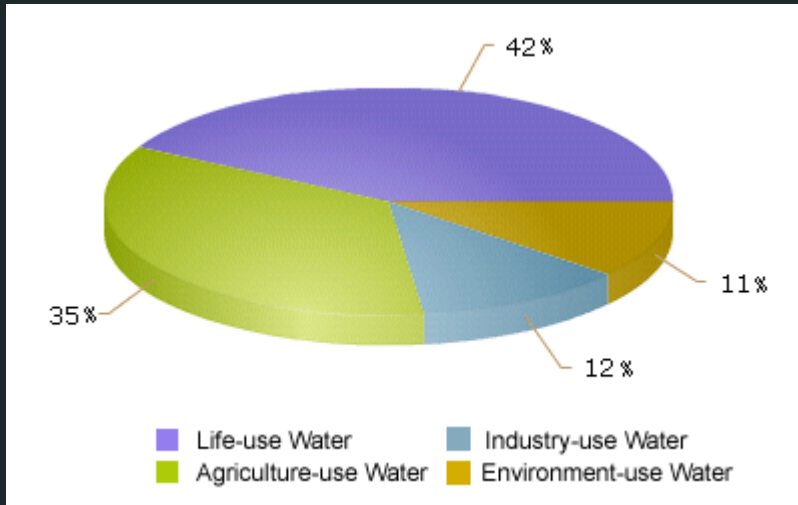


## *Beijing Packaged Drinking Water Market Investment Report, 2009*



The total water consumption of Beijing reached 3.48 billion cubic meters in 2007. Because of Olympic Games, the consumption increased by 1.2 billion cubic meters to 3.6 billion cubic meters in 2008. Of all, life-use water and agriculture-use water occupied large proportions, 42% and 35% respectively.

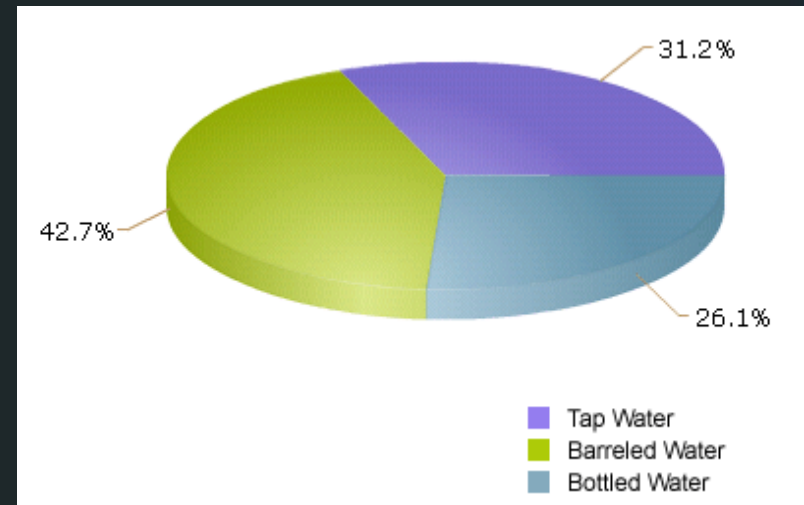
### Consumption of Water Resources in Beijing, 2008



Source: Beijing Water Authority

The total drinking water consumption of Beijing equaled 7.95 million tons in 2008. As for packaging modes, barreled water was more popular, and more than 50% of families bought water dispensers. Barreled water has become the major source of drinking water and reached 3,395,000 tons. Bottled water and tap water amounted to 2.075 million tons and 2.48 million tons.

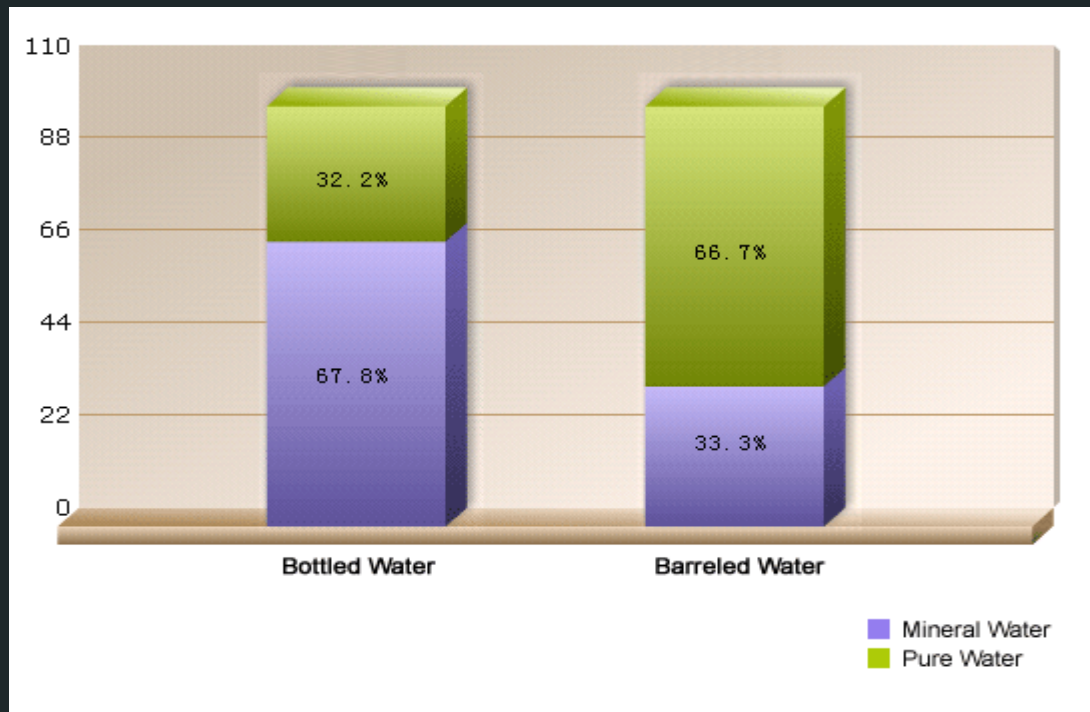
### Consumption of Drinking Water by Type in Beijing, 2008



Source: ResearchInChina

According to the nature of water, drinking water can be divided into mineral water and pure water. In Beijing, mineral water occupies a larger share in bottled water market, while pure water accounts for a greater share in barreled water market. In sales price, barreled mineral water is more expensive than barreled pure water by RMB 2 on average, which is one of reasons for why consumers would like to choose barreled pure water. On the other hand, barreled pure water is more suitable for brewing a variety of beverage, such as tea and coffee, so pure water is more popular.

### Consumption of Pure Water and Mineral Water in Beijing Barreled Water Market, 2008



Source: ResearchInChina

# Table of Contents

- **1 Introduction to China Packaged Drinking Water Market**
- 1.1 Drinking Water Market Scale
- 1.2 Bottled Water Market
  - 1.2.1 Brand Structure
  - 1.2.2 Regional Pattern
  - 1.2.3 Competition
- 1.3 Barreled Water Market
  - 1.3.1 Status Quo
  - 1.3.2 Development Trend
- 1.4 Packaged Drinking Water Enterprises
  - 1.4.1 Scale
  - 1.4.2 Type
  - 1.4.3 Comparison of Chinese Enterprises with Foreign Peers
- **2 Beijing Drinking Water Market**
- 2.1 Industry Policy of 2010
  - 2.1.1 Industry-related Policies
  - 2.1.2 Industry Standards
  - 2.1.3 Industry Management Policy
  - 2.1.4 Access Qualifications for Pure Water Plants
- 2.2 Technology
  - 2.2.1 Processing Technology
  - 2.2.2 Technology Development
- **3 Supply and Demand of Beijing Packaged Drinking Water Market**
- 3.1 Drinking Water Supply and Demand
  - 3.1.1 Supply
  - 3.1.2 Consumption
- 3.2 Bottled Water Market
  - 3.2.1 Supply and Demand
  - 3.2.2 Characteristics and Influencing Factors
- 3.3 Barreled Water Market
  - 3.3.1 Supply and Demand
  - 3.3.2 Influencing Factors
- 3.4 Consumers
  - 3.4.1 Offices
  - 3.4.2 Families
  - 3.4.3 Other Commercial Facilities

- **4 Competition in Beijing Packaged Drinking Water Market**
- 4.1 Competition in Barreled Water Market
  - 4.1.1 Participants
  - 4.1.2 Market Shares of Various Brands
  - 4.1.3 Sales Channels of Various Brands
- 4.2 Competition in Bottled Water Market
  - 4.2.1 Participants
  - 4.2.2 Market Shares of Various Brands
  - 4.2.3 Sales Channels of Various Brands
- **5 Introduction to Related Industries**
- 5.1 Water Purifier
  - 5.1.1 Market Scale
  - 5.1.2 Characteristics
- 5.2 Water Dispenser
  - 5.2.1 Market Scale
  - 5.2.2 Price
- 5.3 Beverage
- **6 Investment**
- 6.1 Key Elements
  - 6.1.1 Capital
  - 6.1.2 Equipment
  - 6.1.3 Channel Construction
- 6.2 Problems
  - 6.2.1 Problems of Beijing Barreled Water Market
  - 6.2.2 Problems of Beijing Bottled Water Market
- 6.3 Investment Opportunities
  - 6.3.1 Investment Opportunities in Barreled Water Market
  - 6.3.2 Investment Opportunities in Bottled Water Market
  - 6.3.3 Brand Promotion
  - 6.3.4 Operating Cost
- 6.5 Profit
  - 6.5.1 Profit of Barreled Water
  - 6.5.2 Profit of Bottled Water
- 6.6 Investment Risk
  - 6.6.1 Industry Risk
  - 6.6.2 Competition Risk
  - 6.6.3 Brand Risk
  - 6.6.4 Substitute Risk
  - 6.6.5 Other Risks
- 6.7 Proposals

# Selected Charts

- Output of Drinking Water in China, 2000-2008
- Growth Rate of Drinking Water in China, 2000-2008
- Ratio of Drinking Water against Soft Drinks in China, 1999-2008
- Bottled Water Brands Chosen by Consumers in China
- Ranking of Water Beverage Brands Concerned by Netcitizens, 2008
- Top 10 Bottled (Barreled) Drinking Water Enterprises in China, 2007
- Top 10 Bottled (Barreled) Drinking Water Enterprises in China, 2008
- Top 10 Mineral Water/Drinking Water/Pure Water Brands in China, 2007-2008
- Barreled Water Brands in China
- Main Economic Indicators by Scale of Enterprises, Jan-Nov 2007
- Main Economic Indicators by Scale of Enterprises, Jan-Nov 2007 (%)
- Main Economic Indicators by Type of Enterprises, Jan-Nov 2007
- Number of Enterprises by Type, Jan-Nov 2008
- Total Assets of Enterprises by Type, Jan-Nov 2008
- Sales Income of Enterprises by Type, Jan-Nov 2008
- Total Profit of Enterprises by Type, Jan-Nov 2008
- Loss of Drinking Water Enterprises, Jan-Nov 2008
- Consumption of Water Resources in Beijing, 2008
- Consumption of Drinking Water by Type in Beijing, 2008
- Consumption of Pure Water and Mineral Water in Beijing Barreled Water Market, 2008
- Demand for Bottled Water in Beijing, 2002-2008
- Consumption of Bottled Water in Beijing's Major Locations, 2008
- Consumers' Preference in Beverage in Winter and Summer
- Consumers' Preference in Drinking Water
- Factors Influencing Consumers to Buy Bottled Water



- Channels for Consumers to Buy Bottled Water
- Sales Forecast of Bottled Water in Beijing
- Demand for Barreled Water in Beijing, 2002-2008
- Consumption of Barreled Water in Beijing's Major Locations, 2008
- Reasons for Families' not Buying Barreled Mineral Water/Pure Water
- Health-Care Functions of Barreled Water
- Families' Monthly Budget for Pure Water
- Key Factors for Consumers to Buy Barreled Water
- Sales Forecast of Barreled Water in Beijing
- Consumption of Drinking Water in Beijing Office Buildings, 2002-2008
- Consumption of Barreled Water in Beijing Office Buildings, 2002-2008
- Forecast for Consumption of Drinking Water in Beijing Office Buildings
- Consumption of Barreled Water in Beijing Office Buildings, 2009-2011
- Consumption of Drinking Water in Beijing Families, 2002-2008
- Consumption of Barreled Water in Beijing Families, 2002-2008
- Forecast for Consumption of Drinking Water in Beijing Families
- Consumption of Barreled Water in Beijing Families, 2009-2011
- Consumption of Drinking Water in Beijing Commercial Facilities, 2002-2008
- Consumption of Barreled Water in Beijing Commercial Facilities, 2002-2008
- Forecast for Consumption of Drinking Water in Beijing Commercial Facilities
- Consumption of Barreled Water in Beijing Commercial Facilities, 2009-2011
- Competitiveness Ranking of Barreled Water Brands
- Market Shares of Barreled Water Brands in Beijing, 2008
- Sales Channels of Barreled Water Brands



- Competitiveness Ranking of Bottled Water Brands
- Comparison of Brand Loyalty
- Market Shares of Bottled Water Brands in Beijing, 2008
- Sales Channels of Bottled Water, 2008
- Consumption of Water Purifiers in Beijing, 2005-2008
- Beijing Retail Market of Water Purification Equipment
- Sales Volume of Water Dispensers in Beijing, 2005-2008
- Market Shares of Major Water Dispenser Brands in Beijing
- Prices of Water Dispensers in Beijing, March 2009
- Consumption of Various Types of Beverage in Beijing, 2005-2008
- Market Shares of Beverage Brands in Beijing
- Investment Structure of Barreled Water
- Investment Cost of Barreled Water
- International Prices of Crude Oil, 2005-2008
- Profit of Bottled Water in Beijing, 2005-2008
- Price of Barreled Water in Beijing, 2005-2008





# How to Buy

Product details			How to Order
Single user	USD 1,500	File PDF	By email: report@researchinchina.com
Enterprisewide	2,500	PDF	By fax: 86-10-82600829
Publication date: Jul. 2009			By online: www.researchinchina.com
For more information, call our office in Beijing, China:			
Tel: 86-10-82600828			
Website: www.researchinchina.com			