

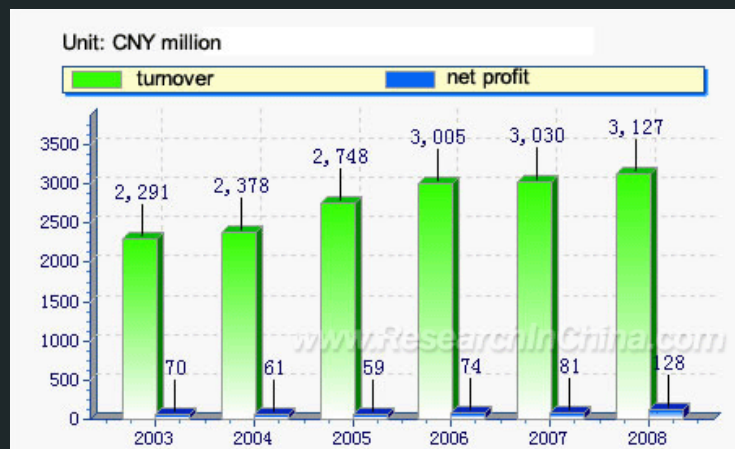
China Listed Foreign Trade Companies Report, 2008-2009



The foreign trade is always the force for Chinese economic growth. The foreign-oriented economic structure leads Chinese economy highly relies on foreign trade.

This report gives an in-depth analysis of the status quo and future developments of Chinese foreign trade industry, and focus on the twenty key foreign trade companies in China.

Turnover and Profit of Guotai International Group, 2003-2008

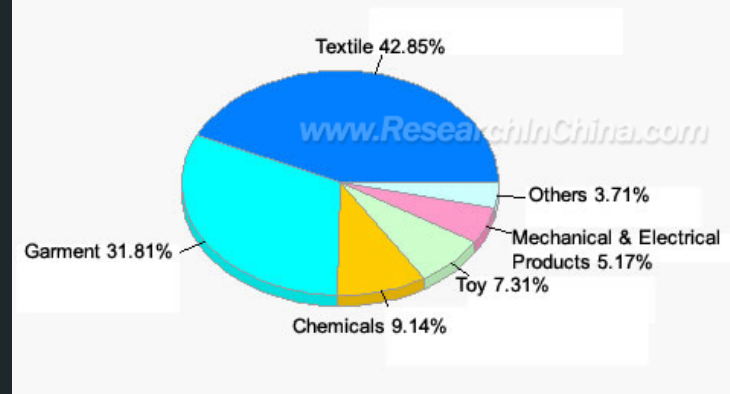


Source: ResearchInChina

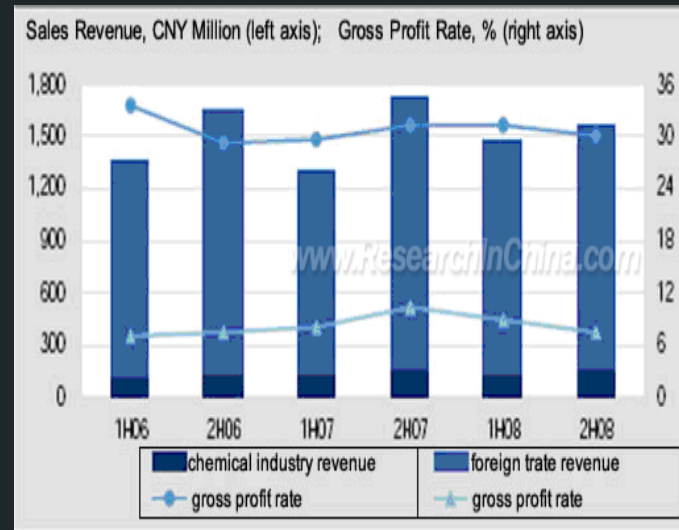
Revenue Structure by Product of Guotai International Group, 2008

Product	Operating Revenue (CNY million)	Profit (CNY million)	Gross Profit Margin (%)
Textile	630.47	38.42	6.09
Garment	468.03	54.31	11.60
Chemicals	134.53	42.13	31.31
Toy	107.57	14.09	13.10
Mechanical and electrical products	76.07	7.40	9.72
Others	54.53	2.04	3.74

Source: ResearchInChina

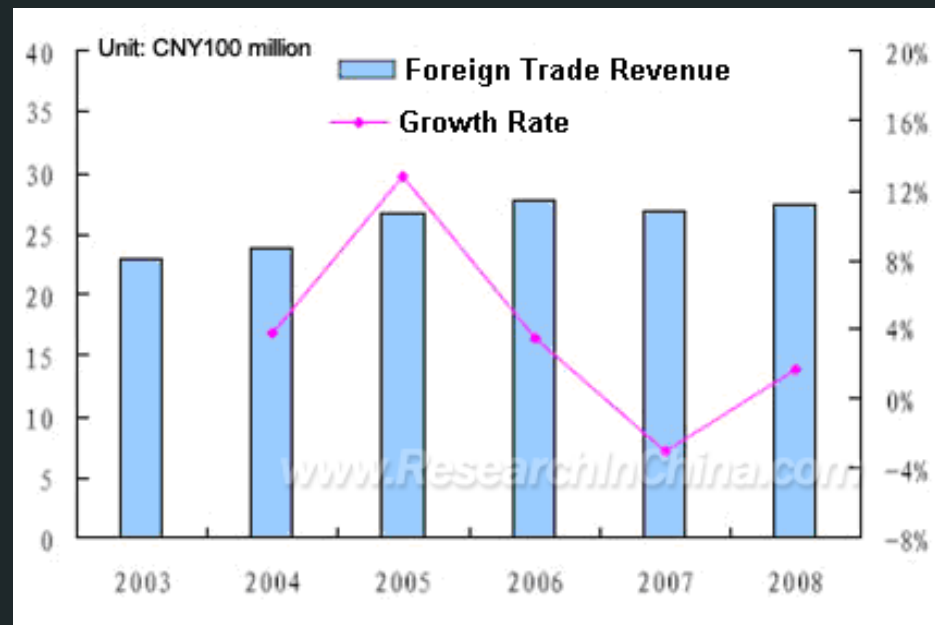


Guotai Business Structure of International Group, 2006-2008



Source: Company Financial Statement

Foreign Trade Revenue and Growth Rate of Guotai International Group, 2003-2008



Source: Company Financial Statement

Table of Contents

- **1. Chinese Foreign Trade Development in 2008**
 - 1.1 Overview
 - 1.2 Market Status
 - 1.3 Overall Statistics of Listed Foreign Trade Companies
- **2. Textile and Garment Companies**
 - 2.1 Hiking Group
 - 2.1.1 Company Profile
 - 2.1.2 Performance, 2003-2008
 - 2.1.3 Project Investment
 - 2.1.4 Business Structure, 2007-2008
 - 2.1.5 Development Strategies
 - 2.2 Shanghai Shenda Company Ltd
 - 2.3 Liaoning Times Garments I/E INC
 - 2.4 Jiangsu Guotai International Group
 - 2.5 Zhejiang Orient Holdings Co., Ltd
 - 2.6 Jiangsu Holly Corporation
 - 2.7 Jiangsu SAINTY International Group
 - 2.8 Liaoning Chengda Co., Ltd
 - 2.9 Jiangsu Skyrun International Group
- **3. Metallurgy and Chemicals Companies**
 - 3.1 Sinochem International Corporation
 - 3.1.1 Company Profile
 - 3.1.2 Performance, 2003-2008
 - 3.1.3 Project Investment
 - 3.1.4 Business Structure, 2007-2008
 - 3.1.5 Development Strategies
 - 3.2 Minmetals Development Co., Ltd
 - 3.3 Shanghai Material Trading Co., Ltd
- **4. Comprehensive Foreign Trade Companies**
 - 4.1 Xiamen C&D Inc
 - 4.1.1 Company Profile
 - 4.1.2 Performance, 2003-2008
 - 4.1.3 Project Investment
 - 4.1.4 Business Structure, 2007-2008
 - 4.2 Xiamen International Trade Group Co., Ltd
 - 4.3 Lianyungang Ideal Group Co., Ltd
 - 4.4 Shanghai Lansheng Co., Ltd
 - 4.5 Zhejiang Zhongda Group
 - 4.6 China National Complete Plant Import & Export Co., Ltd
 - 4.7 Silvertie Holding Co., Ltd
 - 4.8 China Dalian International Cooperation (Group) Holdings Ltd

Selected Charts

- Chinese Foreign Trade Scale, 2000-2008
- Dependence Ratio on Foreign Trade and Export, 1980-2007
- Chinese Import & Export Structure, Jan.-Nov.2008
- Chinese Export Structure, Jan.-Nov.2008
- Monthly Export to EU, America and Japan, Jan.2002-Nov.2008
- Chinese Import and Export Scale, Feb.2007-Mar.2009
- Chinese Monthly Import & Export Scale and Favorable Balance, Mar.2008-Mar.2009
- The Growth Rate of Accumulated Export to Major Countries, 1Q2002-1Q2009
- The Accumulated Growth Rate of Major Imported Products, Jul.2007-Mar.2009
- Rank of Foreign Trade Companies by Asset in 2008
- Rank of Foreign Trade Companies by Operating Revenue in 2008
- Rank of Foreign Trade Companies by Profit in 2008
- Rank of Foreign Trade Companies by Monetary Capital in 2008
- Turnover and Profit of Hiking Group, 2003-2008
- Total Assets and Monetary Capital of Hiking Group, 2003-2008
- Revenue Structure by Product of Hiking Group, 2008
- Regional Operation of Hiking Group, 2008
- Turnover and Profit of Shanghai Shenda, 2003-2008
- Total Assets and Monetary Capital of Shanghai Shenda, 2003-2008
- Revenue Structure by Product of Shanghai Shenda, 2008
- Regional Operation of Shanghai Shenda, 2008
- Turnover and Profit of Liaoning Times Garments I/E INC ,2003-2008

- Total Assets and Monetary Capital of Liaoning Times Garments I/E INC, 2003-2008
- Revenue Structure by Product of Liaoning Times Garments I/E INC, 2007-2008
- Regional Operation of , 2008
- Hiking Group's Profit Trend, 2003-2008
- Turnover and Profit of Jiangsu Guotai International Group, 2003-2008
- Total Assets and Monetary Capital of Jiangsu Guotai International Group, 2003-2008
- Revenue Structure by Product of Jiangsu Guotai International Group, 2008
- Business Structure of Jiangsu Guotai International Group'
- Foreign Trade Revenue and Growth of Jiangsu Guotai International Group, 2003-2008
- Gross Profit of Foreign Trade Business of Jiangsu Guotai International Group, 2003-2008
- Turnover and Profit of Zhejiang Orient, 2003-2008
- Total Assets and Monetary Capital of Zhejiang Orient, 2003-2008
- Regional Operation of Zhejiang Orient, 2008
- Turnover and Profit of Holly Corporation, 2003-2008
- Total Assets and Monetary Capital of Holly Corporation, 2003-2008
- Revenue Structure by Product of Holly Corporation ,2008
- Turnover and Profit of SAINTY International Group, 2003-2008
- SAINTY International Group's Total Assets and Monetary Capital Trend, 2003-2008
- Regional Operation of SAINTY International Group, 2008
- Liaoning Chengda's Turnover and Profit Trend, 2003-2008
- Liaoning Chengda's Total Assets and Monetary Capital , 2003-2008
- Liaoning Chengda's Revenue Structure by Product, 2007-2008
- Regional Operation of Liaoning Chengda, 2008
- Skyrun's Turnover and Profit, 2003-2008

- Skyrun's Total Assets and Monetary Capital, 2003-2008
- Skyrun's Revenue Structure by Products, 2007-2008
- Sinochem International Corporation's Turnover and Profit , 2003-2008
- Sinochem International Corporation's Total Assets and Monetary Capital, 2003-2008
- Sinochem International Corporation's Revenue Structure by Product, 2008
- Sinochem International Corporation's Gross Profit by Sector, 2005-2008
- Minmetals Development Co.'s Turnover and Profit, 2003-2008
- Minmetals Development Co.'s Total Assets and Monetary Capital, 2003-2008
- Minmetals Development Co.'s Revenue Structure by Product, 2008
- Minmetals Development Co.'s Business Structure
- Minmetals Development Co.'s Steel Trade
- Shanghai Material Trading's Turnover and Profit , 2003-2008
- Shanghai Material Trading's Total Assets and Monetary Capital, 2003-2008
- Shanghai Material Trading's Revenue Structure by Product, 2008
- Region Operation of Shanghai Material Trading, 2008
- Xiamen C&D Inc.'s Turnover and Profit, 2003-2008
- Xiamen C&D Inc.'s Total Assets and Monetary Capital, 2003-2008
- Xiamen C&D Inc.'s Business Structure, 1998-2007
- Xiamen C&D Inc." Net Profit, 1998-2007
- Xiamen C&D Inc.'s Revenue Structure, 2008
- Xiamen C&D Inc.'s Gross Profit Structure, 2008
- Xiamen C&D Inc.'s Import & Export Scale, 1998-2008
- Xiamen International Trade Group's Turnover and Profit, 2003-2008
- Xiamen International Trade Group's Total Assets and Monetary Capital, 2003-2008
- Regional Operation of Xiamen International Trade Group, 2008
- Lianyungang Ideal Group's Turnover and Profit, 2003-2008

- Lianyungang Ideal Group's Total Assets and Monetary Capital, 2003-2008
- Shanghai Lansheng's Turnover and Profit, 2003-2008
- Shanghai Lansheng's Total Assets and Monetary Capital, 2003-2008
- Shanghai Lansheng's Revenue Structure by Product, 2008
- Shanghai Lansheng's Top Five Export Products, 2008
- Regional Operation of Shanghai Lansheng, 2008
- Zhejiang Zhongda Group's Turnover and Profit, 2003-2008
- Zhejiang Zhongda Group's Total Assets and Monetary Capital, 2003-2008
- Zhejiang Zhongda Group's Revenue Structure by Product, 2008
- Regional Operation of Zhejiang Zhongda Group, 2008
- China National Complete Plant Import & Export Co., Ltd's Turnover and Profit, 2003-2008
- China National Complete Plant Import & Export Co., Ltd's Total Assets and Monetary Capital, 2003-2008
- Regional Operation of China National Complete Plant Import & Export Co., Ltd, 2008
- Silvertie's Turnover and Profit, 2003-2008
- Silvertie's Total Assets and Monetary Capital, 2003-2008
- Regional Operation of Silvertie, 2008
- Dalian International Cooperation's Turnover and Profit, 2003-2008
- Dalian International Cooperation's Total Assets and Monetary Capital, 2003-2008
- Dalian International Cooperation's Business Operation, 2008
- Regional Operation of Dalian International Cooperation, 2008

How to Buy

Product details			How to Order
Single user	USD	File	By email: report@researchinchina.com
	1,099	PDF	By fax: 86-10-82600829
	1,599	PDF	By online: www.researchinchina.com
Publication date: May 2009			
For more information, call our office in Beijing, China:			
Tel: 86-10-82600828			
Website: www.researchinchina.com			