



**China Tablet PC Market Survey
Report, 2010-2011**

Mar. 2011

This report

- ◆ **Analyzes the status quo and development of the global and China's tablet PC industry .**
- ◆ **Focuses on the major enterprises in tablet PC industry, such as Apple, Samsung , Eben and so on.**
- ◆ **Survey on potential consumers in major Chinese cities, such as Beijing ,Shanghai, Guangzhou, also the related manufacturers and distributors**

Please visit our website to order this report and find more information about other titles at www.researchinchina.com

Related Products

Global and China Solar Cell (Photovoltaic) Equipment Industry Report, 2010

Global and China PCB Industry Report, 2010-2011

Global and China CMOS Camera Module Industry Report, 2010-2011

China IGBT Industry Report, 2010

Global and China Micro Electric-Voice Device Industry Report, 2010-2011

China Flat Panel TV (FPTV) Market Survey Report, 2010

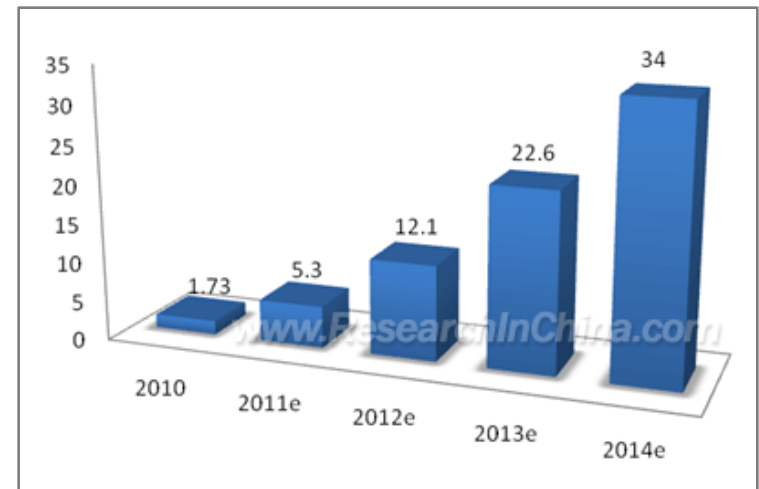
Abstract

In 2010, Apple iPad set off an upsurge of tablet PC on a global scale and urged all the manufacturers that tried to compete with Apple to redesign their products, which postponed the release of the majority of competitive tablet PCs till 2011.

In 2010, iPad not only fueled the rapid growth of tablet PC market but exerted a revolutionary influence upon the entire media industry and propelled the 3C manufacturers in the consumer electronics, computer and communication industry as well as the traditional media magnates into the tablet PC industry.

According to ResearchInChina, the market size of tablet PC in China approximated 1.73 million in 2010, and is predicted to reach 34 million in 2014.

Sales Volume of Tablet PC in China, 2010-2014E (Unit: mln)



Source: ResearchInChina

Apple, Gome, and Eben ranked top three by sales volume, while Apple, Eking, and Eben ranked top three by sales value. Apple iPad occupied 70.2% market share. iPad, Viliv X70 and Eben were the best-selling models in Chinese tablet PC market.

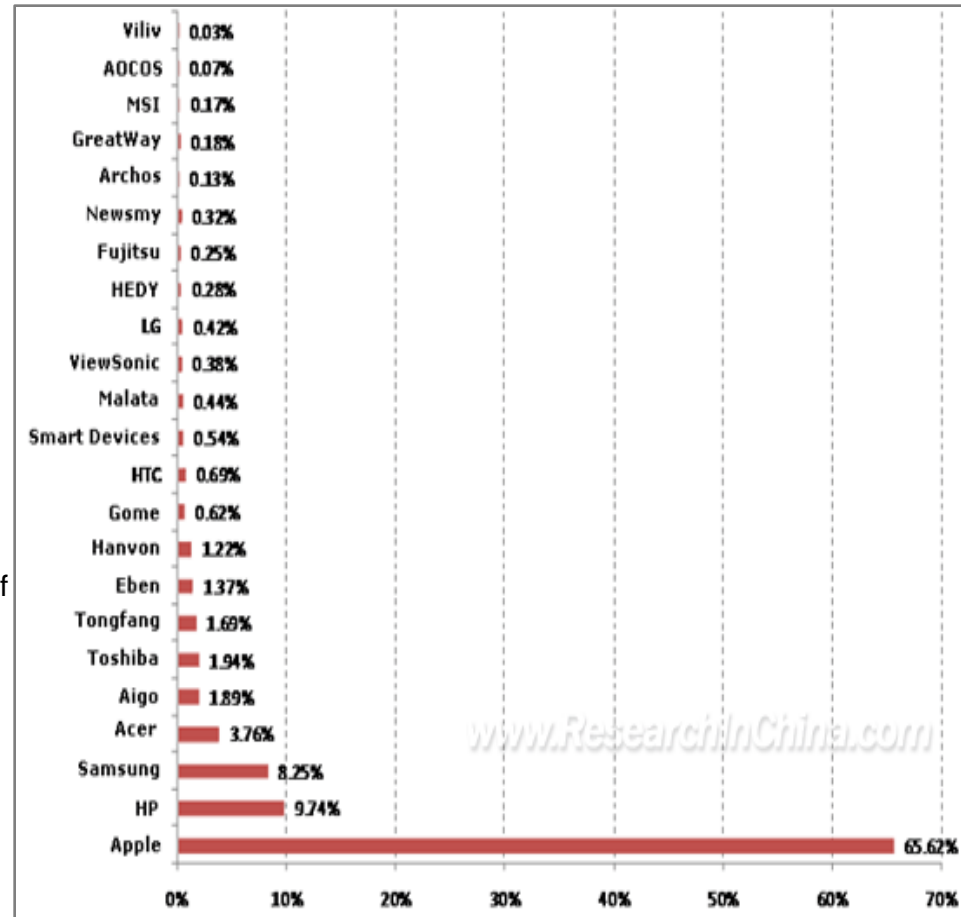
In March 2010, ResearchInChina and 1diaocha.com conducted an online consumer survey, involving evenly distributed 7,000 respondents mainly aged 20-50, and covering 30 provincial capitals and municipalities directly under the central government, including Shanghai, Beijing, Guangzhou, Shenzhen, and Chengdu.

From the perspective of brand preference, the most popular brands among the potential consumers were listed as Apple, HP, Samsung, Acer, Aigo, etc.

According to the statistics of ResearchInChina Smart Terminal Database, among the 220 tablet PCs under 83 brands available as of February 2011, 59.5% adopt Android and 30.5% use Windows.

Currently, 59.5% of Android tablet PCs still adopt the CPUs lower than 720MHz, while 30.5% use the CPUs higher than 1GHz.

57.1% of Windows tablet PCs adopt the CPUs higher than 1.6GHz, yet 7.9% continue to use the CPUs lower than 1GHz.



1. Overview of Tablet PC Industry

- 1.1 Worldwide
- 1.2 China
- 1.3 Characteristics of Available Tablet PCs

2. Global Tablet PC Industry Survey

- 2.1 Market Research
- 2.2 iPad Consumer Survey

3. Major Tablet PC Enterprises

- 3.1 Apple
 - 3.1.1 Business Profile
 - 3.1.2 Product
 - 3.1.3 iPad User Evaluation
- 3.2 Samsung
 - 3.2.1 Business Profile
 - 3.2.2 Product
 - 3.2.3 Galaxy Tab User Evaluation
- 3.3 Eben
 - 3.3.1 Business Profile
 - 3.3.2 Product
 - 3.3.3 Eben T2 User Evaluation
- 3.4 Hanvon
 - 3.4.1 Business Profile
 - 3.4.2 Product
- 3.5 Newsmy
 - 3.5.1 Business Profile
 - 3.5.2 Product
 - 3.5.3 NP711/NP715 User Evaluation

- 3.6 Malata
 - 3.6.1 Business Profile
 - 3.6.2 Product
 - 3.6.3 Zpad T2 User Evaluation
- 3.7 Eking
 - 3.7.1 Business Profile
 - 3.7.2 Product
 - 3.7.3 E-KING/viliv Product User Evaluation
- 3.8 Archos
 - 3.8.1 Business Profile
 - 3.8.2 Product
- 3.9 Smart Devices
 - 3.9.1 Business Profile
 - 3.9.2 Product
- 3.10 Pierre Cardin
 - 3.10.1 Business Profile
 - 3.10.2 Product
 - 3.10.3 PC729 User Evaluation
- 3.11 Aigo
 - 3.11.1 Business Profile
 - 3.11.2 Product
 - 3.11.3 Aigo Tablet PC User Evaluation
- 3.12 HEDY
 - 3.12.1 Business Profile
 - 3.12.2 Product
 - 3.12.3 P100 User Evaluation
- 3.13 ViewSonic
 - 3.13.1 Business Profile
 - 3.13.2 Product
 - 3.13.3 ViewPad User Evaluation

4. Survey of Potential Consumers in China

- 4.1 Consumer's Background
 - 4.1.1 City
 - 4.1.2 Age
 - 4.1.3 Income
- 4.2 Consumer's Tablet PC Purchase Plan
 - 4.2.1 Schedule
 - 4.2.2 Brand Selection
 - 4.2.3 Affordable Price
- 4.3 Influencing Factors
- 4.4 Applications

5. Survey of Potential Consumers in Major Chinese Cities

- 5.1 Beijing
- 5.2 Shanghai
- 5.3 Guangzhou
- 5.4 Tianjin
- 5.5 Chongqing
- 5.6 Nanjing
- 5.7 Hangzhou
- 5.8 Fuzhou
- 5.9 Shijiazhuang
- 5.10 Zhengzhou
- 5.11 Jinan
- 5.12 Wuhan
- 5.13 Shenyang
- 5.14 Xi'an
- 5.15 Chengdu

6. Survey of Related Manufacturers and Distributors

- 6.1 Manufacturers
- 6.2 Distributors


7. Prospect of Chinese Tablet PC Industry

- Proportion of Tablet PC in PC Market, 2010-2012E
- Sales Volume of Tablet PC in China, 2010-2014E
- Distribution of Available Tablet PCs by Operating System, 2009-Feb. 2011
- Distribution of Available Android Tablet PCs by CPU Frequency, 2009-Feb. 2011
- Distribution of Available Android Tablet PCs by Memory Capacity, 2009-Feb. 2011
- Distribution of Available Android Tablet PCs by Storage Capacity, 2009-Feb. 2011
- Distribution of Available Windows Tablet PCs by CPU Frequency, 2009-Feb. 2011
- Distribution of Available Windows Tablet PCs by Memory Capacity, 2009-Feb. 2011
- Distribution of Available Tablet PCs by Screen Size, 2009-Feb. 2011
- Distribution of Available Tablet PCs by Screen Resolution, 2009-Feb. 2011
- 3G Network Support of Available Tablet PCs, 2009-Feb. 2011
- Consumer Acceptance Comparison between Tablet PC and Netbook by Application
- Consumer Acceptance Comparison between Tablet PC and Laptop by Application
- Consumer Acceptance Comparison between Tablet PC and Smartphone by Application
- Awareness Distribution of Tablet PC Operating System Platforms by Developers
- Social Characteristics of iPad Users
- Application Sites of iPad Users
- Application Proportions of iPad Users
- Usage Time Distribution of iPad Users
- iPad Users' Preference for Reading News through Client
- Satisfaction Degree of iPad Users
- Consumer Awareness Comparison between iPad and Other Reading Platforms
- Daily Applications of iPad Users
- Weekly Applications of iPad Users

- Never Used Applications of iPad Users
- Software Installation Quantity of iPad Users
- Consumers' Carry-about of iPad
- Tablet PC Launch Plan of Major Manufacturers
- Apple iPad Sales Volume, 2010Q2-Q4
- Revenue from iPad and Relevant Services and its Proportion in Total Revenue of Apple, 2010Q2-Q4
- iPad Selling Price Comparison by Region
- Samsung Mobile Terminal Shipment, 2010Q3-2010Q4
- Eben Tablet PC Configuration and Price
- Newsmy Tablet PC Configuration and Price
- Malata Tablet PC Configuration and Price
- E-KING and Viliv Series Tablet PC Configuration
- Archos Tablet PC Configuration and Price
- Tablet PC Configuration and Price of Smart Devices
- Pierre Cardin Tablet PC Configuration and Price
- Aigo Tablet PC Configuration and Price
- HEDY Tablet PC Configuration and Price
- ViewSonic Tablet PC Configuration and Price
- Distribution of Consumers by City
- Distribution of Consumers by Age
- Distribution of Consumers by Income
- Planned Purchasing Schedule of Tablet PC by Consumers
- Brand Selection of Tablet PC by Consumers
- Affordable Prices of Tablet PC by Consumers

- 
- Factors Influencing Consumers' Decision to Purchase a Tablet PC
 - Consumers' Expectations of Tablet PC Functions
 - Planned Purchasing Schedule of Tablet PC by Beijing Consumers
 - Brand Selection of Tablet PC by Beijing Consumers
 - Affordable Prices of Tablet PC by Beijing Consumers
 - Factors Influencing Beijing Consumers' Decision to Purchase a Tablet PC
 - Tablet PC Function Expectation of Beijing Consumers
 - Planned Purchasing Schedule of Tablet PC by Shanghai Consumers
 - Brand Selection of Tablet PC by Shanghai Consumers
 - Affordable Prices of Tablet PC by Shanghai Consumers
 - Factors Influencing Shanghai Consumers' Decision to Purchase a Tablet PC
 - Tablet PC Function Expectation of Shanghai Consumers
 - Planned Purchasing Schedule of Tablet PC by Guangzhou Consumers
 - Brand Selection of Tablet PC by Guangzhou Consumers
 - Affordable Prices of Tablet PC by Guangzhou Consumers
 - Factors Influencing Guangzhou Consumers' Decision to Purchase a Tablet PC
 - Tablet PC Function Expectation of Guangzhou Consumers
 - Planned Purchasing Schedule of Tablet PC by Tianjin Consumers
 - Brand Selection of Tablet PC by Tianjin Consumers
 - Affordable Prices of Tablet PC by Tianjin Consumers
 - Factors Influencing Tianjin Consumers' Decision to Purchase a Tablet PC
 - Tablet PC Function Expectation of Tianjin Consumers
 - Planned Purchasing Schedule of Tablet PC by Chongqing Consumers
 - Brand Selection of Tablet PC by Chongqing Consumers

- 
- Affordable Prices of Tablet PC by Chongqing Consumers
 - Factors Influencing Chongqing Consumers' Decision to Purchase a Tablet PC
 - Tablet PC Function Expectation of Chongqing Consumers
 - Planned Purchasing Schedule of Tablet PC by Nanjing Consumers
 - Brand Selection of Tablet PC by Nanjing Consumers
 - Affordable Prices of Tablet PC by Nanjing Consumers
 - Factors Influencing Nanjing Consumers' Decision to Purchase a Tablet PC
 - Tablet PC Function Expectation of Nanjing Consumers
 - Planned Purchasing Schedule of Tablet PC by Hangzhou Consumers
 - Brand Selection of Tablet PC by Hangzhou Consumers
 - Affordable Prices of Tablet PC by Hangzhou Consumers
 - Factors Influencing Hangzhou Consumers' Decision to Purchase a Tablet PC
 - Tablet PC Function Expectation of Hangzhou Consumers
 - Planned Purchasing Schedule of Tablet PC by Fuzhou Consumers
 - Brand Selection of Tablet PC by Fuzhou Consumers
 - Affordable Prices of Tablet PC by Fuzhou Consumers
 - Factors Influencing Fuzhou Consumers' Decision to Purchase a Tablet PC
 - Tablet PC Function Expectation of Fuzhou Consumers
 - Planned Purchasing Schedule of Tablet PC by Shijiazhuang Consumers
 - Brand Selection of Tablet PC by Shijiazhuang Consumers
 - Affordable Prices of Tablet PC by Shijiazhuang Consumers
 - Factors Influencing Shijiazhuang Consumers' Decision to Purchase a Tablet PC
 - Tablet PC Function Expectation of Shijiazhuang Consumers
 - Planned Purchasing Schedule of Tablet PC by Zhengzhou Consumers
 - Brand Selection of Tablet PC by Zhengzhou Consumers

- 
- Affordable Prices of Tablet PC by Zhengzhou Consumers
 - Factors Influencing Zhengzhou Consumers' Decision to Purchase a Tablet PC
 - Tablet PC Function Expectation of Zhengzhou Consumers
 - Planned Purchasing Schedule of Tablet PC by Jinan Consumers
 - Brand Selection of Tablet PC by Jinan Consumers
 - Affordable Prices of Tablet PC by Jinan Consumers
 - Factors Influencing Jinan Consumers' Decision to Purchase a Tablet PC
 - Tablet PC Function Expectation of Jinan Consumers
 - Planned Purchasing Schedule of Tablet PC by Wuhan Consumers
 - Brand Selection of Tablet PC by Wuhan Consumers
 - Affordable Prices of Tablet PC by Wuhan Consumers
 - Factors Influencing Wuhan Consumers' Decision to Purchase a Tablet PC
 - Tablet PC Function Expectation of Wuhan Consumers
 - Planned Purchasing Schedule of Tablet PC by Shenyang Consumers
 - Brand Selection of Tablet PC by Shenyang Consumers
 - Affordable Prices of Tablet PC by Shenyang Consumers
 - Factors Influencing Shenyang Consumers' Decision to Purchase a Tablet PC
 - Tablet PC Function Expectation of Shenyang Consumers
 - Planned Purchasing Schedule of Tablet PC by Xi'an Consumers
 - Brand Selection of Tablet PC by Xi'an Consumers
 - Affordable Prices of Tablet PC by Xi'an Consumers
 - Factors Influencing Xi'an Consumers' Decision to Purchase a Tablet PC
 - Tablet PC Function Expectation of Xi'an Consumers
 - Planned Purchasing Schedule of Tablet PC by Chengdu Consumers

- Brand Selection of Tablet PC by Chengdu Consumers
- Affordable Prices of Tablet PC by Chengdu Consumers
- Factors Influencing Chengdu Consumers' Decision to Purchase a Tablet PC
- Tablet PC Function Expectation of Chengdu Consumers
- Opinions on Future Tablet PC Market
- Sales Volume of Tablet PC in Chinese Mainland, 2011E
- Global Market Share of iPad, 2011E
- Ranking of Promising Tablet PC Brands
- Tablet PC Distributors in North China by Brand
- Tablet PC Distributors in South China by Brand
- Tablet PC Distributors in East China by Brand
- Tablet PC Distributors in West China by Brand

You can place your order in the following alternative ways:

1. Order online at www.researchinchina.com
2. Fax order sheet to us at fax number: +86 10 82601570
3. Email your order to: report@researchinchina.com
4. Phone us at +86 10 82600828/ 82600893

Party A:			
Name:			
Address:			
Contact Person:		Tel	
E-mail:		Fax	

Party B:			
Name:	Beijing Waterwood Technologies Co., Ltd (ResearchInChina)		
Address:	Room 1008, A2, Tower A, Changyuan Tiandi Building, No. 18, Suzhou Street, Haidian District, Beijing, China 100080		
Contact Person:	Liao Yan	Phone:	86-10-82600828
E-mail:	report@researchinchina.com	Fax:	86-10-82601570
Bank details:	Beneficial Name: Beijing Waterwood Technologies Co., Ltd Bank Name: Bank of Communications, Beijing Branch Bank Address: NO.1 jinxiyuan shijicheng, Landianchang, Haidian District, Beijing Bank Account No #: 110060668012015061217 Routing No #: 332906 Bank SWIFT Code: COMMCNSHBJG		

Title	Format	Cost
<i>Total</i>		

Choose type of format

- Hard copy2400 USD
- PDF (Single user license)2300 USD
- PDF (Enterprisewide license).....3400 USD

※ Reports will be dispatched immediately once full payment has been received.
Payment may be made by wire transfer or credit card via Paypal.