



China Interventional Cardiovascular Device Industry Report, 2013-2015

Nov. 2013

STUDY GOAL AND OBJECTIVES

This report provides the industry executives with strategically significant competitor information, analysis, insight and projection on the competitive pattern and key companies in the industry, crucial to the development and implementation of effective business, marketing and R&D programs.

REPORT OBJECTIVES

- ◆ To establish a comprehensive, factual, annually updated and cost-effective information base on market size, competition patterns, market segments, goals and strategies of the leading players in the market, reviews and forecasts.
- ◆ To assist potential market entrants in evaluating prospective acquisition and joint venture candidates.
- ◆ To complement the organizations' internal competitor information gathering efforts with strategic analysis, data interpretation and insight.
- ◆ To suggest for concerned investors in line with the current development of this industry as well as the development tendency.
- ◆ To help company to succeed in a competitive market, and

METHODOLOGY

Both primary and secondary research methodologies were used in preparing this study. Initially, a comprehensive and exhaustive search of the literature on this industry was conducted. These sources included related books and journals, trade literature, marketing literature, other product/promotional literature, annual reports, security analyst reports, and other publications. Subsequently, telephone interviews or email correspondence was conducted with marketing executives etc. Other sources included related magazines, academics, and consulting companies.

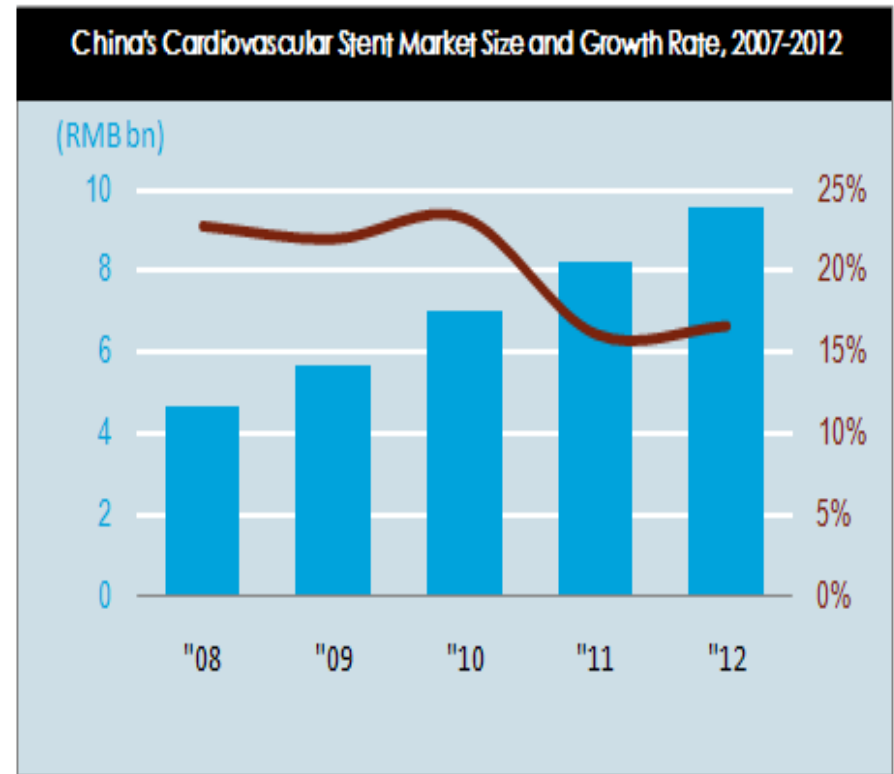
INFORMATION SOURCES

The primary information sources include Company Reports, and National Bureau of Statistics of China etc.

Abstract

With the accelerated aging, the prevalence of cardiovascular diseases in China increased year by year. According to statistics of National Health and Family Planning Commission of the People's Republic of China, in 2012 cardiovascular disease deaths in China reached 3.5 million. The fast growing number of heart patients stimulated rapid growth in Chinese demand for interventional cardiac operation and coronary stent. China's PCI (percutaneous coronary intervention) surgeries increased from 25,000 cases in 2002 to about 531,000 cases in 2012; the number of coronary stent implantation rose from 40,000 units in 2002 to approximately 640,000 units in 2012. In 2007-2012 China's cardiovascular stent market size grew at an AAGR of 20.3%.

In China, interventional cardiovascular devices are dominated by cardiovascular stent. Currently, the top three companies in China's coronary stent market are respectively MicroPort, Lepu Medical and JW Medical; while supporting auxiliary devices such as catheter and guide wire feature low localization rate, mainly dependent on imports. In 2012, Chinese enterprises accounted for 66.8% of Chinese interventional cardiovascular device market share, followed by foreign counterparts with 33.2%.



Source: National Health and Family Planning Commission of the P.R.C.; ResearchInChina

Interventional cardiovascular device is a sunrise industry, there lies strong clinical demand for safer and more effective interventional products, and thus the world's major manufacturers have invested heavily in research and development of new products. Bioabsorbable everolimus-eluting stent (BVS) has become the focus of attention. Abbott in September 2012 launched the world's first A bioabsorbable everolimus-eluting coronary stent system (ABSORB), expected to bring a revolutionary change in coronary artery disease (CAD) treatment; MicroPort's third-generation completely biodegradable drug-eluting stent Firehawk has completed clinical trials in China; Lepu Medical's completely biodegradable drug-eluting stent is also in active research and development.

China Interventional Cardiovascular Device Industry Report, 2013-2015 mainly covers the followings:

- ✘ Development, market demand, competition pattern, profit level, etc. of the industry;
- ✘ Policy environment, impacts from upstream and downstream sectors, etc.;
- ✘ Market size, supply and demand, product price, etc. of industry segments (including coronary stent, balloon catheter, guide wire, sheath group and auxiliary device), etc.;
- ✘ Operation, interventional device cardiovascular business, operation in China, etc. of global companies (including Johnson & Johnson, Medtronic, Boston Scientific, Abbott Laboratories, B. Braun);
- ✘ Operation, interventional cardiovascular device business, etc. of Chinese companies (including MicroPort, Lepu Medical, Lifetech Scientific, JW Medical, Liaoning Bio-medical Technology, OrbusNeich, SCW Medacath, Amtech Biotech and Starway Medical).

1. Overview of Interventional Cardiovascular Device Industry

- 1.1 Definition
- 1.2 Product Types and Applications
- 1.3 Industry Chain

2. Status Quo of China Interventional Cardiovascular Device Industry

- 2.1 Overview
- 2.2 Market Demand
- 2.3 Import and Export
- 2.4 Competition Pattern
- 2.5 Profit
- 2.6 Entry Barriers
 - 2.6.1 Technology
 - 2.6.2 Talent
 - 2.6.3 Patent
 - 2.6.4 Policy
 - 2.6.5 Market Access

3. Development Environment for China Interventional Cardiovascular Device Industry

- 3.1 Policy Environment
 - 3.1.1 Regulatory Policy
 - 3.1.2 Industry Policy
- 3.2 Upstream and Downstream Sectors
 - 3.2.1 Upstream

- 3.2.2 Downstream

4. Market Segments

- 4.1 Coronary Stent
 - 4.1.1 Market Profile
 - 4.1.2 Drug-Eluting Stent
 - 4.1.3 Bare Metal Stent
 - 4.1.4 Bioabsorbable Stent
- 4.2 Balloon Catheter
 - 4.2.1 Market Profile
 - 4.2.2 Supply and Demand
- 4.3 Catheter
 - 4.3.1 Market Profile
 - 4.3.2 Sales
- 4.4 Guide Wire
 - 4.4.1 Market Profile
 - 4.4.2 Sales
- 4.5 Sheath Group and Auxiliary Devices
 - 4.5.1 Market Profile
 - 4.5.2 Sales


5. Foreign Companies

- 5.1 Johnson & Johnson
 - 5.1.1 Profile
 - 5.1.2 Operation
 - 5.1.3 Interventional Cardiovascular Device Business

- 5.1.4 Operation in China
- 5.2 Medtronic
- 5.3 Boston Scientific
- 5.4 Abbott Laboratories
- 5.5 B. Braun

6. Chinese Companies


- 6.1 MicroPort
 - 6.1.1 Profile
 - 6.1.2 Operation
 - 6.1.3 Revenue Structure
 - 6.1.4 Gross Margin
 - 6.1.5 R&D and Investment
 - 6.1.6 Interventional Cardiovascular Device Business
 - 6.1.7 Forecast and Outlook
- 6.2 Lepu Medical
- 6.3 Lifetech Scientific
- 6.4 JW Medical
- 6.5 Liaoning Bio-medical
- 6.7 Sinomed
- 6.8 SCW Medcath
- 6.9 Amtech Biotech
- 6.10 Starway Medical

- 
- Interventional Cardiovascular Device Types and Functions
 - Cardiovascular Stent Types and Characteristics
 - China Interventional Cardiovascular Device Industry Chain
 - Revenue and Growth Rate of China Medical Device Industry, 2006-2012
 - China's Cardiovascular Stent Market Size and Growth Rate, 2007-2012
 - PCI Surgical Cases in China, 2002-2012
 - Number of Coronary Stent Implantation in China, 2002-2012
 - Import Ratio and Import Prices of China's Major Interventional Medical Devices, 2008
 - Chinese Interventional Cardiovascular Device Market Share, 2012
 - Gross Margin of China's Major Interventional Cardiovascular Device Companies, 2007-2012
 - Business Model of China Interventional Cardiovascular Device Industry
 - Key Policies for China Interventional Cardiovascular Device Industry, 2006-2012
 - Number of Hospitals in China (by Grade), 2006-May 2013
 - Total Medical & Health Costs and % in GDP in China, 2000-2012
 - Population of 65-year-old People and % in Total Population in China, 1982-2012
 - China's Per Capita Disposable Income of Urban Residents and Per Capita Net Income of Rural Households, 2001-2012
 - China's Medical Care Coverage and Spending Levels
 - Interventional Operation Medical Insurance Payout Ratio in Beijing, Shanghai and Guangzhou, 2011
 - China's Coronary Stent Market Size, 2007-2015E
 - List of Drug-eluting Stent Products in Chinese Market, 2010
 - Maximum Retail Price of Heart Stent Products in Shanghai, 2012
 - List of Domestic Second-generation Drug-eluting Stent Products, 2013
 - Interventional Supplies Bidding Price of A Hospital in Shanghai, 2012
 - List of Some Bare Metal Stents in Chinese Market, 2010
 - Bare Metal Stent Usage in China, 2009-2012

- Bioabsorbable Stent Usage in China, 2009-2012
- China's Interventional Cardiovascular Balloon Catheter Market Size, 2009-2012
- China's Demand for Coronary Balloon Catheter, 2002-2012
- Balloon Catheter Purchase Prices in Chinese Market, 2010
- List of Some Rapid Exchange Balloon Dilatation Catheters in Chinese Market, 2010
- Maximum Retail Price of Catheter Products in Shanghai, 2012
- China's Interventional Cardiovascular Catheter Market Size, 2009-2012
- Catheter Purchase Prices in Chinese Market, 2010
- Listing of Guiding Catheter Products in Chinese Market, 2010
- Maximum Retail Price of Catheter Products in Shanghai, 2012
- China's Interventional Cardiovascular Guidewire Market Size, 2009-2012
- Guidewire Purchase Prices in Chinese Market, 2010
- List of Some Guidewire Products in Chinese Market, 2010
- Market Size of Interventional Cardiovascular Sheath Group and Auxiliary Devices in China, 2009-2012
- Average Purchase Prices of Sheath Group and Auxiliary Devices in Chinese Market, 2010
- Revenue and Net Income of Johnson & Johnson, 2008-2012
- Revenue Structure of Johnson & Johnson (by Product), 2012
- Revenue of Cordis, 2007-2011
- Johnson & Johnson Companies in China and Their Main Products
- Revenue and Total Profit of Johnson & Johnson Medical (Suzhou), 2008-2009
- Gross Margin of Johnson & Johnson Medical (Suzhou), 2008-2009
- Total Assets and Total Liabilities of Johnson & Johnson Medical (Suzhou), 2008-2009
- Revenue and Net Income of Medtronic, FY2008-FY2013
- Gross Margin of Medtronic, FY2009-FY2013
- Medtronic's Revenue from Cardiovascular Products and % of Total Revenue, FY2008-FY2011

- Revenue Structure of Medtronic (by Product), FY2011-FY2013
- Revenue Structure of Medtronic (by Region), FY2009-FY2013
- Revenue and Total Profit of Medtronic (Shanghai), 2007-2008
- Gross Margin of Medtronic (Shanghai), 2007-2008
- Total Assets and Total Liabilities of Medtronic (Shanghai), 2007-2008
- Revenue and Net Income of Boston Scientific, 2008-2012
- Revenue Structure of Boston Scientific (by Product), 2009-2012
- Revenue and Net Income of Abbott Laboratories, 2008-2012
- Abbott's Revenue from Vascular Device Division and % of Total Revenue, 2008-2012
- Revenue and Growth Rate of B. Braun Aesculap Surgical Instrument Sector, 2006-2012
- Revenue and Net Income of MicroPort, 2008-2013
- Revenue Structure of MicroPort (by Product), 2012
- Revenue Structure of MicroPort (by Region), 2008-2012
- Gross Margin of MicroPort, 2008-2013
- R&D Costs and % of Total Revenue of MicroPort, 2008-2012
- MicroPort's Competitive Advantage in Field of Heart Drug Stent
- Key Financial Indicators of DongGuan Kewei MedicalInstrument, 2010-2011
- Revenue and Net Income of MicroPort, 2012-2015
- Revenue and Net Income of Lepu Medical, 2008-2013
- Revenue Structure of Lepu Medical (by Product), 2008-2013
- Operating Revenue Structure of Lepu Medical (by Region), 2008-2013
- Gross Margin of Lepu Medical, 2008-2013
- Gross Margin of Lepu Medical (by Product), 2008-2013
- R&D Costs and % of Total Revenue of Lepu Medical, 2008-2012
- Revenue and Net Income of Lepu Medical, 2012-2015

- Revenue and Net Income of Lifetech Scientific, 2009-2013
- Revenue Structure of Lifetech Scientific (by Product), 2010-2013
- Revenue Structure of Lifetech Scientific (by Region), 2010-2012
- Gross Margin of Lifetech Scientific, 2009-2013
- R&D Costs and % of Total Revenue of Lifetech Scientific, 2010-2013
- CHD (Congenital Heart Disease) Revenue of Lifetech Scientific, 2010-2013
- Peripheral Vascular Revenue of Lifetech Scientific, 2010-2013
- Revenue and Total Profit of JW Medical, 2007-2011
- Gross Margin of JW Medical, 2007-2011
- Total Assets and Total Liabilities of JW Medical, 2007-2011
- Revenue and Total Profit of Liaoning Bio-medical, 2008-2009
- Gross Margin of Liaoning Bio-medical, 2008-2009
- Total Assets and Total Liabilities of Liaoning Bio-medical, 2008-2009
- Revenue and Total Profit of OrbusNeich, 2007-2011
- Gross Margin of OrbusNeich, 2007-2011
- Total Assets and Total Liabilities of OrbusNeich, 2007-2011
- Revenue and Total Profit of Sinomed, 2008-2011
- Gross Margin of Sinomed, 2008-2011
- Total Assets and Total Liabilities of Sinomed, 2008-2011
- Revenue and Total Profit of SCW Medicath, 2007-2011
- Gross Margin of SCW Medicath, 2007-2011
- Total Assets and Total Liabilities of SCW Medicath, 2007-2011
- Export Delivery Value and % of Total Revenue of SCW Medicath, 2005-2009
- Revenue and Total Profit of Amtech Biotech, 2008-2012
- Total Assets and Total Liabilities of Amtech Biotech, 2008-2012

- 
- Revenue and Total Profit of Starway Medical, 2009-2011
 - Gross Margin of Starway Medical, 2009-2011
 - Total Assets and Total Liabilities of Starway Medical, 2009-2011

You can place your order in the following alternative ways:

1. Order online at www.researchinchina.com
2. Fax order sheet to us at fax number: +86 10 82601570
3. Email your order to: report@researchinchina.com
4. Phone us at +86 10 82600828/ 82601561

Party A:			
Name:			
Address:			
Contact Person:		Tel	
E-mail:		Fax	

Party B:			
Name:	Beijing Waterwood Technologies Co., Ltd (ResearchInChina)		
Address:	Room 502, Block 3, Tower C, Changyuan Tiandi Building, No. 18, Suzhou Street, Haidian District, Beijing, China 100080		
Contact Person:	Liao Yan	Phone:	86-10-82600828
E-mail:	report@researchinchina.com	Fax:	86-10-82601570
Bank details:	Beneficial Name: Beijing Waterwood Technologies Co., Ltd Bank Name: Bank of Communications, Beijing Branch Bank Address: NO.1 jinxiyuan shijicheng, Landianchang, Haidian District, Beijing Bank Account No #: 110060668012015061217 Routing No #: 332906 Bank SWIFT Code: COMMCNSHBJG		

Title	Format	Cost
<i>Total</i>		

Choose type of format

- PDF (Single user license)2,000 USD
- Hard copy 2,100 USD
- PDF (Enterprisewide license)..... 3,100 USD

※ Reports will be dispatched immediately once full payment has been received.
Payment may be made by wire transfer or credit card via PayPal.

About ResearchInChina

ResearchInChina (www.researchinchina.com) is a leading independent provider of China business intelligence. Our research is designed to meet the diverse planning and information needs of businesses, institutions, and professional investors worldwide. Our services are used in a variety of ways, including strategic planning, product and sales forecasting, risk and sensitivity management, and as investment research.

Our Major Activities

- *Multi-users market reports*
- *Database-RICDB*
- *Custom Research*
- *Company Search*

RICDB (<http://www.researchinchina.com/data/database.html>), is a visible financial data base presented by map and graph covering global and China macroeconomic data, industry data, and company data. It has included nearly 500,000 indices (based on time series), and is continuing to update and increase. The most significant feature of this base is that the vast majority of indices (about 400,000) can be displayed in map.

After purchase of our report, you will be automatically granted to enjoy 2 weeks trial service of RICDB for free.

After trial, you can decide to become our formal member or not. We will try our best to meet your demand. For more information, please find at www.researchinchina.com

For any problems, please contact our service team at: