



**China Aluminum Rolling Industry Report,  
2014-2017**

**Jun. 2015**

## STUDY GOAL AND OBJECTIVES

This report provides the industry executives with strategically significant competitor information, analysis, insight and projection on the competitive pattern and key companies in the industry, crucial to the development and implementation of effective business, marketing and R&D programs.

## REPORT OBJECTIVES

- ◆ To establish a comprehensive, factual, annually updated and cost-effective information base on market size, competition patterns, market segments, goals and strategies of the leading players in the market, reviews and forecasts.
- ◆ To assist potential market entrants in evaluating prospective acquisition and joint venture candidates.
- ◆ To complement the organizations' internal competitor information gathering efforts with strategic analysis, data interpretation and insight.
- ◆ To suggest for concerned investors in line with the current development of this industry as well as the development tendency.
- ◆ To help company to succeed in a competitive market, and

## METHODOLOGY

Both primary and secondary research methodologies were used in preparing this study. Initially, a comprehensive and exhaustive search of the literature on this industry was conducted. These sources included related books and journals, trade literature, marketing literature, other product/promotional literature, annual reports, security analyst reports, and other publications. Subsequently, telephone interviews or email correspondence was conducted with marketing executives etc. Other sources included related magazines, academics, and consulting companies.

## INFORMATION SOURCES

The primary information sources include Company Reports, and National Bureau of Statistics of China etc.








## Abstract

In 2014, the Chinese aluminum rolled product market grew steadily with the aluminum sheet / strip output of 10 million tons and the aluminum foil output of 3.08 million tons, representing the respective increase of 8.7% and 10.0%. By 2017, China's aluminum sheet / strip output and aluminum foil output are expected to reach 12.61 million tons and 3.91 million tons respectively.

China boasts the largest exporter of aluminum rolled products in the world. In 2014, China's net export volume of aluminum sheet/strip and aluminum foil reached 1,391kt and 808 kt respectively, with the respective year-on-year growth rate of 14.6% and 15.7%. Since May 1, 2015, China Customs has exerted zero-tariff policy on the export of aluminum processing materials and other products to further enhance China's export volume of aluminum rolled products.

Driven by the demand in transportation, packaging, household appliances and other traditional end consumer markets, the apparent consumption of aluminum sheet / strip and aluminum foil in China amounted to 8,609 kt and 2,272 kt in 2014 respectively. In future, aircraft aluminum slabs, automotive body aluminum sheet / strip and other fine aluminum sheet / strip / foil products will become the core driving forces which stimulate the demand to grow.

**Rolled Aluminium Product Capacity of Major Chinese Rolled Aluminum Manufacturers, 2014**

Company	Production Bases	Capacity(Kt/a)
 CHALCO 中国铝业	Chongqing, Fuzhou, Luoyang, Dingxi, Harbin	1,654
	Longkou	1,200
	Kunming	1,100
	Zhenjiang	1,005
	Gongyi	720
	Changshu	300
	Shaoguan	210

Source: China Aluminum Rolling Industry Report, 2014-2017; ResearchInChina

Amid the restructuring and upgrading of China's aluminum processing industry, Shandong Nanshan Aluminum, Mingtai Al. Industrial, Weiqiao Aluminum & Electricity and other major Chinese aluminum rolling enterprises have improved competitiveness through capacity expansion, layout of high-end aluminum sheet / strip products and other ways.

Shandong Nanshan Aluminum is one of major Chinese manufacturers of aluminum cold-rolled products with the annual capacity of up to 1,200 kt. In recent years, the company has stepped up efforts to invest in the construction of high-end aluminum sheet / strip / foil projects: The 200 kt/a oversized high-performance special aluminum alloy material production project which commenced in 2012 will go into operation at the end of 2015; the 40 kt/a high-precision multi-purpose aluminum foil production line project which begins in 2015 will be put into operation in 2017.

Mingtai Al. Industrial is one of the largest aluminum suppliers in China. The company has been developing the transportation-use aluminum market vigorously in recent years. In May 2015, the company put its 200 kt/a high-precision transportation-use aluminum sheet / strip project into operation. Besides, the company will build a 20 kt/a transportation-use aluminum profile project in Zhengzhou in order to meet the demand of its joint venture --- Zhengzhou CSR Rail Transportation Equipment Co., Ltd. whose capacity hits 500 trains per year.

Weiqiao Aluminum & Electricity has an industry chain covering all aspects of China aluminum rolling industry. In 2014, the company was building a 760 kt/a aluminum sheet / strip project in its Zouping production base, and the project is expected to be put into operation in 2016; by then the company will have the aluminum sheet/strip/foil capacity of 790 kt/a.

### **The report highlights the following:**

- ✘ Supply & demand, price, etc. of China's aluminum smelting industry;
- ✘ Development strategy, production line distribution, supply and demand of aluminum sheet/strip/foil, import and export, competition pattern, development tendency, etc. of China's aluminum rolling industry;
- ✘ Demand for aluminum sheet/strip/foil products in building, packaging, printing, electricity, etc.;
- ✘ Operation, aluminum rolling business and development strategy of 18 aluminum rolling enterprises in China.

### 1. Overview of Aluminum Rolling Industry

- 1.1 Definition
- 1.2 Industrial Chain

### 2. Development of China Aluminum Smelting Industry

- 2.1 Supply
- 2.2 Demand
- 2.3 Market Price

### 3. Development of China Aluminum Rolling Industry

- 3.1 Policy
- 3.2 Development
  - 3.2.1 Overview
  - 3.2.2 Production Line
- 3.3 Supply
  - 3.3.1 Aluminum Alloy Sheet/Strip
  - 3.3.2 Aluminum Foil
- 3.4 Import & Export
  - 3.4.1 Aluminum Alloy Sheet/Strip
  - 3.4.2 Aluminum Foil
- 3.5 Demand
  - 3.5.1 Consumption Quantity
  - 3.5.2 Consumption Pattern

### 4. Application of Aluminum Rolled Products in China

- 4.1 Application of Aluminum Sheet/Strip

- 4.1.1 Building
- 4.1.2 Packaging
- 4.1.3 Transportation
- 4.1.4 Printing
- 4.2 Application of Aluminum Foil
  - 4.2.1 Heat Transfer
  - 4.2.2 Packaging
  - 4.2.3 Power Electronics

### 5. Major Aluminum Rolling Enterprises in China

- 5.1 Aluminum Corporation of China Limited (601600)
  - 5.1.1 Profile
  - 5.1.2 Operation
  - 5.1.3 Revenue Structure
  - 5.1.4 Projects under Construction
  - 5.1.5 Aluminum Rolling Business
- 5.2 Henan Mingtai Al. Industrial Co., Ltd (601677)
  - 5.2.1 Profile
  - 5.2.2 Operation
  - 5.2.3 Revenue Structure
  - 5.2.4 Gross Margin
  - 5.2.5 Output and Sales Volume
  - 5.2.6 Projects under Construction
  - 5.2.7 Prospects
- 5.3 Zhejiang Dongliang New Material Co., Ltd. (002082)

- 5.3.1 Profile
- 5.3.2 Operation
- 5.3.3 Revenue Structure
- 5.3.4 Gross Margin
- 5.3.5 Output and Sales Volume
- 5.3.6 Prospects
- 5.4 Shandong Nanshan Aluminum Co., Ltd. (600219)
  - 5.4.1 Profile
  - 5.4.2 Operation
  - 5.4.3 Revenue Structure
  - 5.4.4 Gross Margin
  - 5.4.5 Capacity
  - 5.4.6 Projects under Construction
  - 5.4.7 Prospects
- 5.5 Yunnan Aluminium Co. Ltd. (000807)
  - 5.5.1 Profile
  - 5.5.2 Operation
  - 5.5.3 Revenue Structure
  - 5.5.4 Gross Margin
  - 5.5.5 Output and Sales Volume
  - 5.5.6 Aluminum Processing Business
  - 5.5.7 Prospects
- 5.6 Guangdong Dongyangguang Aluminum Co., Ltd (600673)
  - 5.6.1 Profile
  - 5.6.2 Operation
  - 5.6.3 Revenue Structure

5.6.4 Gross Margin	5.10.2 Operation	5.15.2 Operation
5.6.5 Aluminum Rolling Business	5.10.3 Revenue Structure	5.16 Nantong Southlight Electronic Material Co., Ltd.
5.6.6 Prospects	5.10.4 Output and Sales Volume	5.16.1 Profile
5.7 Jiangsu ALCHA Aluminium Co., Ltd. (002160)	5.10.5 Aluminum Rolling Business	5.16.2 Operation
5.7.1 Profile	5.11 Shandong Weiqiao Aluminum & Electricity Co., Ltd.	5.17 Guangxi Hezhou Guidong Electronic Technology Co., Ltd. (GET)
5.7.2 Operation	5.11.1 Profile	5.17.1 Profile
5.7.3 Revenue Structure	5.11.2 Operation	5.17.2 Operation
5.7.4 Output and Sales Volume	5.11.3 Revenue Structure	5.18 Xiashun Holdings Limited
5.7.5 Projects under Construction	5.11.4 Gross Profit and Gross Margin	6. Conclusion & Forecast
5.7.6 Prospects	5.11.5 Customers and Suppliers	6.1 Competition Pattern
5.8 Loften Environmental Technology Co., Ltd. (002379)	5.11.6 Projects under Construction	6.2 Forecast
5.8.1 Profile	5.11.7 Capacity, Output and Sales Volume	
5.8.2 Operation	5.12 Southwest Aluminium (Group) Co., Ltd	
5.8.3 Revenue Structure	5.12.1 Profile	
5.8.4 Projects under Construction	5.12.2 Operation	
5.8.5 Prospects	5.13 AsiaAlum Holdings Limited	
5.9 Xinjiang Joinworld Co., Ltd. (600888)	5.13.1 Profile	
5.9.1 Profile	5.13.2 Aluminum Rolling Business	
5.9.2 Operation	5.14 Zhenjiang Dingsheng Aluminium Industries Joint-Stock Limited Company	
5.9.3 Revenue Structure	5.14.1 Profile	
5.9.4 Gross Margin	5.14.2 Operation	
5.9.5 Projects under Construction	5.14.3 Capacity	
5.9.6 Prospects	5.14.4 Projects under Construction	
5.10 China Zhongwang Holdings Limited (01333.HK)	5.15 Jiangsu Zhonglian Technology Group Co., Ltd.	
5.10.1 Profile	5.15.1 Profile	

- China's Demand for Aluminum Sheet/Strip Used for Packaging, 2008-2017E
- China's Demand for Aluminum Sheet Used for Automobiles, 2008-2017E
- China's Demand for Aluminum Sheet/Strip Used for Printing Industry, 2008-2017E
- China's Demand for Aluminum Foil Used for Air Conditioners, 2008-2017E
- China's Demand for Aluminum Foil Used for Packaging, 2008-2017E
- Consumption Structure of Aluminum Foil Used for Packaging in China (by Purpose), 2014
- Major Packaging Aluminum Foil Manufacturers and Their Capacity in China, 2014
- China's Demand for Aluminum Foil Used for Electric Power, 2008-2017E
- Revenue and Net Income of Aluminum Corporation, 2013-2015
- Operating Revenue of Aluminum Corporation by Business, 2008-2014
- Output of Aluminum Corporation by Product, 2011-2014
- Distribution of Aluminum Rolling Subsidiaries under Aluminum Corporation, 2015
- Revenue and Net Income of Henan Mingtai Al. Industrial, 2008-2015
- Operating Revenue of Henan Mingtai Al. Industrial by Product, 2008-2014
- Operating Revenue of Henan Mingtai Al. Industrial by Region, 2008-2014
- Gross Margin of Henan Mingtai Al. Industrial by Product, 2008-2014
- Output, Sales Volume, Inventory and Sales-Output Ratio of Henan Mingtai Al. Industrial by Product, 2011-2014
- Projects under Construction of Henan Mingtai Al. Industrial, 2015
- High-Precision Transportation-use Aluminum Sheet / Strip Projects, Products and Solutions of Mingtai Al. Industrial
- Main Product Segments and Capacity of 20,000 tons/a Transportation-use Aluminum Profile Project of Mingtai Al. Industrial
- Revenue and Net Income of Henan Mingtai Al. Industrial, 2014-2017E
- Revenue and Net Income of Zhejiang Dongliang New Material, 2008-2015
- Operating Revenue of Zhejiang Dongliang New Material by Product, 2008-2014
- Operating Revenue of Zhejiang Dongliang New Material by Region, 2008-2014
- Gross Margin of Zhejiang Dongliang New Material by Product, 2008-2014

- Aluminum Profile / Sheet Output, Sales Volume and Inventory of Dongliang New Material, 2011-2014
- Revenue and Net Income of Zhejiang Dongliang New Material, 2014-2017E
- Revenue and Net Income of Shandong Nanshan Aluminum, 2008-2015
- Operating Revenue Structure of Shandong Nanshan Aluminum by Product, 2014
- Operating Revenue of Shandong Nanshan Aluminum by Region, 2009-2014
- Gross Margin of Shandong Nanshan Aluminum by Product, 2008-2014
- Capacity of Shandong Nanshan Aluminum by Product, 2012-2015
- Main Projects under Construction of Shandong Nanshan Aluminum, 2015
- Revenue and Net Income of Yunnan Aluminium, 2008-2015
- Operating Revenue of Yunnan Aluminium by Product, 2008-2014
- Operating Revenue of Yunnan Aluminium by Region, 2008-2014
- Gross Margin of Yunnan Aluminium by Product, 2008-2014
- Capacity, Output and Sales Volume of Yunnan Aluminium by Product, 2010-2014
- Revenue and Net Income of Yunnan Aluminium, 2014-2017E
- Revenue and Net Income of Guangdong Dongyangguang Aluminum, 2008-2015
- Operating Revenue of Guangdong Dongyangguang Aluminum by Product, 2010-2014
- Operating Revenue of Guangdong Dongyangguang Aluminum by Region, 2008-2014
- Gross Margin of Guangdong Dongyangguang Aluminum by Product, 2010-2014
- Capacity, Output and Sales Volume of Aluminum Processing Business of Guangdong Dongyangguang Aluminum by Product, 2011-2014
- Aluminum Foil Product Projects under Construction of Guangdong Dongyangguang Aluminum, 2015
- Revenue and Net Income of Guangdong Dongyangguang Aluminum, 2014-2017E
- Revenue and Net Income of Jiangsu ALCHA Aluminum, 2008-2015
- Operating Revenue of Jiangsu ALCHA Aluminum by Product, 2008-2014
- Operating Revenue of Jiangsu ALCHA Aluminum by Region, 2008-2014
- Projects under Construction of Jiangsu ALCHA Aluminum, 2015



- Revenue and Net Income of Jiangsu ALCHA Aluminum, 2014-2017E
- Revenue and Net Income of Loften Environmental Technology, 2008-2015
- Operating Revenue Structure of Loften Environmental Technology by Product, 2014
- Operating Revenue of Loften Environmental Technology by Region, 2010-2014
- Major Aluminum Rolling Projects under Construction of Loften Environmental Technology, 2015
- Revenue and Net Income of Loften Environmental Technology 2014-2017E
- Revenue and Net Income of Xinjiang Joinworld, 2008-2015
- Operating Revenue of Xinjiang Joinworld by Product, 2010-2014
- Operating Revenue of Xinjiang Joinworld by Region, 2008-2014
- Gross Margin of Xinjiang Joinworld by Product, 2010-2014
- Revenue and Net Income of Xinjiang Joinworld, 2014-2017E
- Revenue and Net Income of Zhongwang, 2008-2015
- Zhongwang's Revenue and Percentage by Product, 2011-2015
- Zhongwang's Revenue and Percentage by Region, 2011-2014
- Capacity and Output of Aluminum Profile Products of Zhongwang, 2010-2014
- Sales Volume and Average Sales Prices of Aluminum Profile Products of Zhongwang by Product, 2011-2015
- Revenue and Net Income of Weiqiao Aluminum & Electricity, 2009-2015
- Revenue and Structure of Weiqiao Aluminum & Electricity by Product, 2010-2014
- Revenue Structure of Weiqiao Aluminum & Electricity by Region, 2011-2014
- Gross Profit of Weiqiao Aluminum & Electricity by Product, 2009-2014
- Gross Margin of Weiqiao Aluminum & Electricity by Product, 2009-2014
- Top 5 Aluminum Sheet Material Suppliers and Procurement from First-ranked Supplier of Weiqiao Aluminum & Electricity, 2011-2014
- Top 5 Liquid Aluminum Alloy Customers and Revenue Contribution of First-ranked Customer of Weiqiao Aluminum & Electricity, 2011-2014
- Ongoing and Planned Projects of Weiqiao Aluminum & Electricity, 2015

- Capacity of Weiqiao Aluminum & Electricity by Product, by the end of 2014
- Aluminum Product Output of Weiqiao Aluminum & Electricity by Product, 2009-2014
- Sales Volume and Sales-Output Ratio of Weiqiao Aluminum & Electricity by Product, 2010-2014
- Sales Price of Shandong Weiqiao Aluminum & Electricity by Product, 2011-2014
- Revenue and Net Income of Southwest Aluminum, 2012-2014
- Revenue Structure of Southwest Aluminum by Product, 2011
- Revenue of Zhenjiang Dingsheng Aluminum Industries, 2014-2015
- Aluminum Sheet/Strip Sales Volume of Zhenjiang Dingsheng Aluminum Industries, 2013-2015
- Aluminum Subsidiaries under Zhenjiang Dingsheng Aluminum Industries and Capacity Distribution, 2015
- Ongoing and Planned Projects of Zhenjiang Dingsheng Aluminum Industries, 2015
- Revenue and YoY Growth of Jiangsu Zhonglian Technology, 2008-2014
- Export Value of Jiangsu Zhonglian Technology, 2008-2013
- Revenue and YoY Growth of Nantong Southlight Electronic Material, 2008-2014
- Revenue and YoY Growth of Guidong Electronic, 2008-2014
- Aluminum Foil Output and YoY Growth of Guidong Electronic, 2012-2014
- Purchase Amount and Price of Aluminum Foil Raw Materials of Guidong Electronic, 2013-2014
- Revenue of Major Aluminum Rolling Enterprises in China, 2014-2015
- Revenue and YoY Growth of Major Aluminum Rolling Enterprises in China, 2014-2015
- Capacity of Aluminum Rolled Products in China by Enterprise, by the end of May 2015
- Output and Apparent Consumption of Aluminum Sheet/Strip in China, 2014-2017E
- Output and Apparent Consumption of Aluminum Foil in China, 2014-2017E

**You can place your order in the following alternative ways:**

1. Order online at [www.researchinchina.com](http://www.researchinchina.com)
2. Fax order sheet to us at fax number: +86 10 82601570
3. Email your order to: [report@researchinchina.com](mailto:report@researchinchina.com)
4. Phone us at +86 10 82600828/ 82601561

<b>Party A:</b>			
Name:			
Address:			
Contact Person:		Tel	
E-mail:		Fax	

<b>Party B:</b>			
Name:	Beijing Waterwood Technologies Co., Ltd (ResearchInChina)		
Address:	Room 502, Block 3, Tower C, Changyuan Tiandi Building, No. 18, Suzhou Street, Haidian District, Beijing, China 100080		
Contact Person:	Liao Yan	Phone:	86-10-82600828
E-mail:	report@researchinchina.com	Fax:	86-10-82601570
Bank details:	Beneficial Name: Beijing Waterwood Technologies Co., Ltd Bank Name: Bank of Communications, Beijing Branch Bank Address: NO.1 jinxiyuan shijicheng, Landianchang, Haidian District, Beijing Bank Account No #: 110060668012015061217 Routing No #: 332906 Bank SWIFT Code: COMMCNSHBJG		

Title	Format	Cost
<i>Total</i>		

**Choose type of format**

- PDF (Single user license) .....2,350 USD
- Hard copy ..... 2,500 USD
- PDF (Enterprisewide license)..... 3,600 USD

**※ Reports will be dispatched immediately once full payment has been received.**

**Payment may be made by wire transfer or credit card via PayPal.**

### **About ResearchInChina**

ResearchInChina ([www.researchinchina.com](http://www.researchinchina.com)) is a leading independent provider of China business intelligence. Our research is designed to meet the diverse planning and information needs of businesses, institutions, and professional investors worldwide. Our services are used in a variety of ways, including strategic planning, product and sales forecasting, risk and sensitivity management, and as investment research.

### **Our Major Activities**

- *Multi-users market reports*
- *Database-RICDB*
- *Custom Research*
- *Company Search*

**RICDB** (<http://www.researchinchina.com/data/database.html>), is a visible financial data base presented by map and graph covering global and China macroeconomic data, industry data, and company data. It has included nearly 500,000 indices (based on time series), and is continuing to update and increase. The most significant feature of this base is that the vast majority of indices (about 400,000) can be displayed in map.

After purchase of our report, you will be automatically granted to enjoy 2 weeks trial service of RICDB for free.

After trial, you can decide to become our formal member or not. We will try our best to meet your demand. For more information, please find at [www.researchinchina.com](http://www.researchinchina.com)

For any problems, please contact our service team at: