

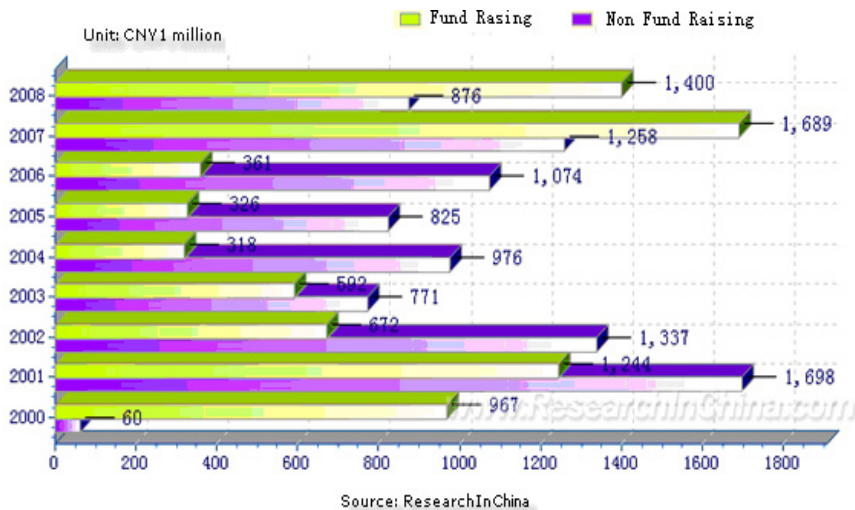
Investment Report of China Computer & Intelligent Equipment Industry, 2000-2008

Abstract

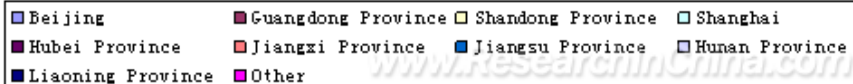

It took us half a year to collect more than 35,000 pieces of information, released by 1,500 Chinese listed companies, on investment projects financed by fund raising and non fund raising since 2000. Where have all these funds gone? What are the investment trends and characteristics of various listed companies and industries?

After the information is processed by software and studied by analysts, the investment direction report concerning various industries is completed, which is classified by time, region (province, autonomous region and municipality), by purpose and by sector. The report makes an in-depth study on all the investment projects financed by the 21 listed companies in computer and intelligent equipment industry from 2000 to 2008, and also makes a summary on investment trends of the industry, as well as investment features and investment trends of the 21 listed companies.

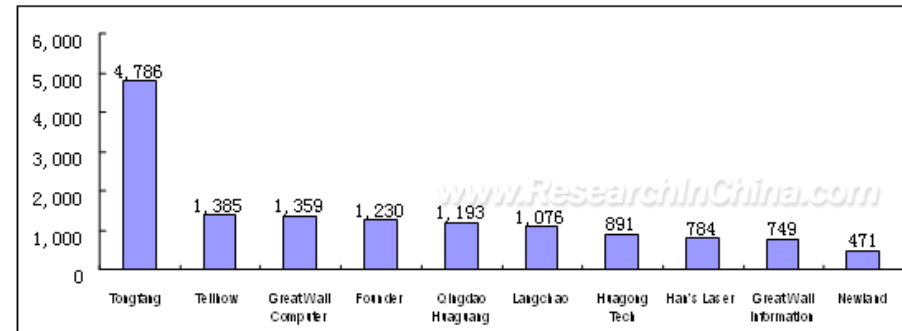
Total Investment from China Listed Computer & Intelligence Equipment Companies 2000-2008



Investment Distribution of China Computer & Intelligence Equipment Industry by Region 2000-2008

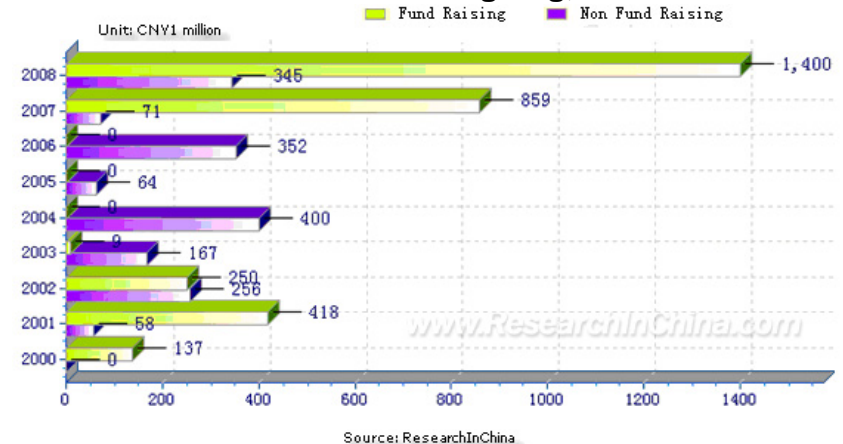


Top 10 Companies in Terms of Investment in China Computer & Intelligence Equipment Industry, 2000-2008 (Unit: CNY1 million)

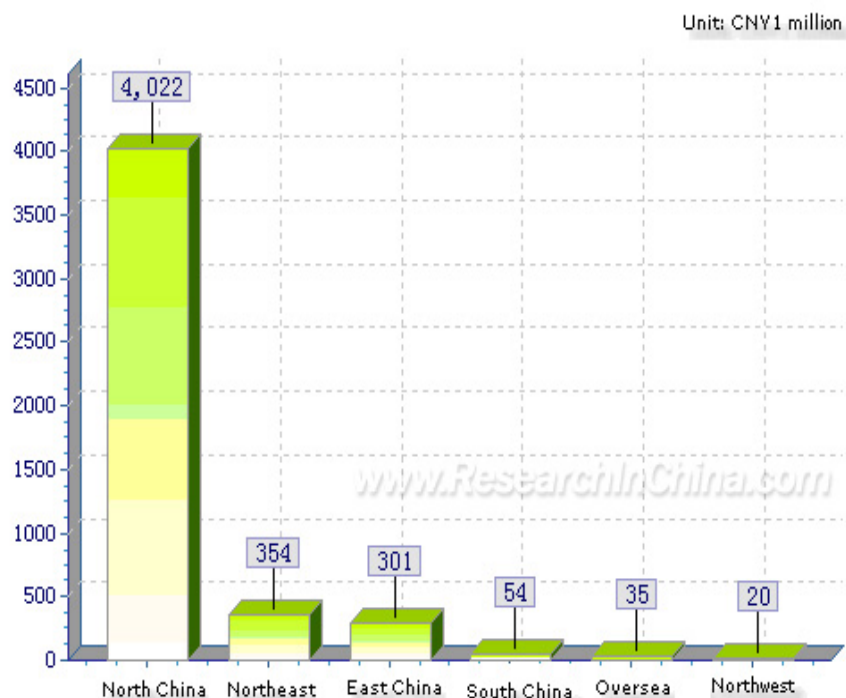


The report takes Tongfang as example to introduce the investment trends and features of an individual company.

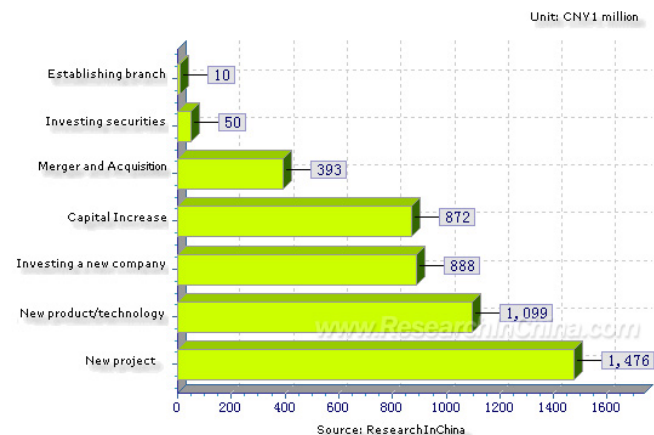
Total Annual Investment of Tongfang, 2000-2008



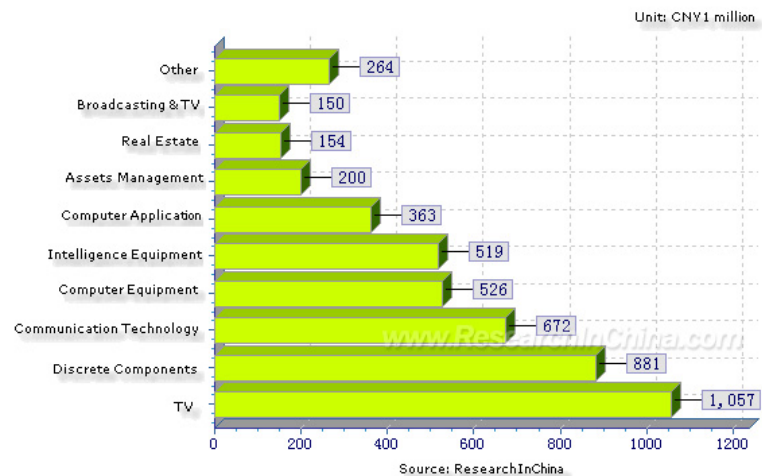
Regional Distribution of Tongfang's Investment, 2000-2008



Tongfang's Investment Distribution by Purpose, 2000-2008



Tongfang's Investment Distribution by Sector, 2000-2008



Investment Characteristics of Tongfang

It builds industry chains with focus on two major business, information industry and energy environment industry, mainly including the production and service of products like PC, LED chip, security system, digital TV, digital city and environment protection.

Its investment is mainly concentrated on North China, covering all large cities in China, and its investment overseas continues expanding. Tongfang entered a period of rapid growth in the year of 2007.

Besides its continued investment in PC, container inspection system, environment protection technology in recent years, it also has enlarged the investment in high-tech products, like LED chip, RFID, digital TV and e-government, making its investment projects scattered.

Its LED chip and software outsourcing business have developed rapidly, beginning to take shape; its security system, digital TV system, military projects and e-government will maintain a fast development in the following several years, and a bright market future is foreseeable; its micro-electronics, RFID, and comprehensive utilization of fly ash (environment protection) have huge potential for business development; its digital city, building energy-saving, environment protection and building lighting will maintain the current situation of a stable growth; its e-government products will have an explosive growth to strengthen its software outsourcing business, the growth of which will speed up; its PC gross profit margin continues declining, and laptop has become the key driver of PC market, while revenue growth of computer hardware equipment manufacturing industry will slow down, and its revenue proportion to the total revenue will scale down.

Main Investment Projects of Tongfang

Date	Project	Investment (CNY1 million)	Notes
May 13, 2008	High brightness LED chip manufacturing and its application industrialization project	800.0000	
May 13, 2008	Technology development of digital TV network system based on national standard & its application industrialization project	600.0000	
Aug. 3, 2007	Digital city application technology and information system development and industrialization based on ezONE business platform	230.0232	
Aug. 3, 2007	Added investment in project of Shenyang Tongfang Multimedia Technology Co. on large scale production base of digital TV terminal system product	228.8000	
July 29, 2004	Set up Tongfang Investment Co., Ltd	200.0000	Developing military projects

Latest Investment Projects of Tongfang

Date	Project	Investment (CNY1 million)	Note
June 3, 2008	Increased capital and acquired 60% stake in Singapore's Tinggi Technologies Pte. Ltd	35.3700	
June 3, 2008	Set up Tongfang Photoelectricity Technology Co., Ltd	80.0000	
May 13, 2008	High brightness LED chip manufacturing and its application industrialization project	800.0000	
May 13, 2008	Technology development and application industrialization project based on national standard of digital TV network system	600.0000	
April 30, 2008	Acquired 24.91% equity of Shenyang Multimedia Technology Co., Ltd	79.2000	

Main M&A of Tongfang

Date	Project	Investment (CNY1 million)	Notes
Feb. 28, 2008	Acquired 40% stake in Shanghai BestTV TV Media Co. and Shanghai BestTV Network TV Technology Development Co., Ltd	150	Further implementing strategic distribution in digital TV field
April 30, 2008	Acquired 24.91% stake in Shenyang Multimedia Technology Co., Ltd	79	An important digital TV production base
Dec. 26, 2007	Acquired 56.94% stake in Beijing Tongfang GigaMega Tech Co., Ltd and increased its investment	67.7	Further enhancing its competitiveness in digital TV and further rationalizing the equity relationship of Beijing Tongfang GigaMega Tech Co., Ltd.
Dec. 26, 2006	Acquired equity of subsidiaries held by Tsinghua	26.9	Further straightening out industry structure of the company and intensifying its control over relevant industries
Sep. 16, 2004	Bought stake in Tellhow Sci-Tech Co., Ltd	19.36	Seizing rapid development of market opportunities of relevant industry, like power generators
Aug. 8, 2005	Bought 25% stake in Beijing Tsinghua Tongfang Microelectronics Co., Ltd	10.27	Mainly engaged in IC design and development of auxiliary system products
March 26, 2003	Bought stake in Shandong Tsinghua Tongfang Luying Electronics Co., Ltd	9.30	Mainly engaged in production of high-voltage series of ceramic capacitors & ceramic powder

Table of Content

1. Investment Direction of Computer Equipment Industry

- 1.1 Overview of Computer and Intelligence Equipment Industry
- 1.2 Investment Characteristics of Computer and Intelligence Equipment Industry
- 1.3 Demand & Supply Forecast

2. Investment of Listed Companies in Computer Equipment Industry

- 2.1** Huagong Tech Company Ltd.
 - 2.1.1 Investment Direction
 - 2.1.2 Investment Characteristics
- 2.2** Han's Laser Technology Co., Ltd
 - 2.2.1 Investment Direction
 - 2.2.2 Investment Characteristics
- 2.3** Tsinghua Tongfang Co., Ltd
 - 2.3.1 Investment Direction
 - 2.3.2 Investment Characteristics
- 2.4** C&T Technology Development Co., Ltd
 - 2.4.1 Investment Direction
 - 2.4.2 Investment Characteristics
- 2.5** Tellhow Sci-Tech Co., Ltd
 - 2.5.1 Investment Direction
 - 2.5.2 Investment Characteristics
- 2.6** Beijing Aerospace Changfeng Co., Ltd
 - 2.6.1 Investment Direction
 - 2.6.2 Investment Characteristics
- 2.7** Weifang Beida Jade Bird Huaguang Technology Co., Ltd
 - 2.7.1 Investment Direction
 - 2.7.2 Investment Characteristics
- 2.8** Beijing C&W Technology Co., Ltd
 - 2.8.1 Investment Direction
 - 2.8.2 Investment Characteristics
- 2.9** Shenzhen Kaifa Technology Co. Ltd
 - 2.9.1 Investment Direction
 - 2.9.2 Investment Characteristics

- **2.10** Great Wall Technology Company Limited
 - 2.10.1 Investment Direction
 - 2.10.2 Investment Characteristics
- 2.11** Great Wall Information Industry Co., Ltd
 - 2.11.1 Investment Direction
 - 2.11.2 Investment Characteristics
- 2.12** Langchao Electronic Information Industry Co., Ltd
 - 2.12.1 Investment Direction
 - 2.12.2 Investment Characteristics
- 2.13** Gansu Language Science & Technology Co., Ltd
 - 2.13.1 Investment Direction
 - 2.13.2 Investment Characteristics
- 2.14** Hedy Holding Co., Ltd
 - 2.14.1 Investment Direction
 - 2.14.2 Investment Characteristics
- 2.15** Founder Technology Group Corp
 - 2.15.1 Investment Direction
 - 2.15.2 Investment Characteristics
- 2.16** Shanghai East China Computer Co., Ltd
 - 2.16.1 Investment Direction
 - 2.16.2 Investment Characteristics
- 2.17** Tsinghua Unisplendour Corporation Limited
 - 2.17.1 Investment Direction
 - 2.17.2 Investment Characteristics
- 2.18** Newland Group
 - 2.18.1 Investment Direction
 - 2.18.2 Investment Characteristics
- 2.19** GRG Banking Equipment Co., Ltd
 - 2.19.1 Investment Direction
 - 2.19.2 Investment Characteristics
- 2.20** Guangzhou KingTeller Technology Co., Ltd
 - 2.20.1 Investment Direction
 - 2.20.2 Investment Characteristics
- 2.21** Shenzhen Zhengtong Electronics Co., Ltd
 - 2.21.1 Investment Direction
 - 2.21.2 Investment Characteristics

Selected Charts

Total Annual Investment of Computer & Intelligence Equipment Industry, 2000-2008
Investment of Computer & Intelligence Equipment Industry by Region, 2000-2008
Investment Distribution of Computer & Intelligence Equipment Industry by Region, 2000-2008
Investment of Computer & Intelligence Equipment Industry by Province/Municipality, 2000-2008
Investment Distribution of Computer & Intelligence Equipment Industry by Province/ Municipality, 2000-2008
Investment of Computer & Intelligence Equipment Industry by Purpose, 2000-2008
Investment Distribution of Computer & Intelligence Equipment Industry by Purpose, 2000-2008
Investment of Computer & Intelligence Equipment Industry by Sector, 2000-2008
Investment Distribution of Computer & Intelligence Equipment Industry by Sector, 2000-2008
Top 10 Companies in Terms of Investment in Computer & Intelligence Equipment Industry, 2000-2008
Investment by Non Fund Raising in Computer & Intelligence Equipment Industry, 2006Q1-2008Q2
Investment by Non Fund Raising in Computer & Intelligence Equipment Industry by Region, 2006Q1-2008Q2
Top 5 Province/Municipality in Terms of Quarterly Investment by Non Fund Raising in Computer & Intelligence Equipment Industry, 2006Q1-2008Q2
Top 5 Companies in Terms of Quarterly Investment by Non Fund Raising in Computer & Intelligent Equipment Industry, 2006Q1-2008Q2
Quarterly Investment by Non Fund Raising in Computer & Intelligence Equipment Industry by Segmented Industry, 2006Q1-2008Q2
Total Annual Investment of Huagong Tech Company Ltd., 2000-2008
Region Distribution of Total Investment of Huagong Tech Co. Ltd., 2000-2008
Huagong Tech Investment Distribution by Purpose, 2000-2008
Huagong Tech Investment Trend by Main Purpose, 2000-2008
Huagong Tech Investment Distribution by Segmented Industry, 2000-2008
Huagong Tech Investment Trend by Segmented Industry, 2000-2008
Huagong Tech Main Investment Projects, 2000-2008
Huagong Tech Latest Investment Projects, 2000-2008
Huagong Tech Main M&A Projects, 2000-2008



Annual Investment of Han's Laser Technology Co., Ltd, 2000-2008
Region Distribution of All Han's Laser Investment, 2000-2008
Han's Laser Investment Distribution by Purpose, 2000-2008
Han's Laser Investment Trend by Main Purpose, 2000-2008
Han's Laser Investment Distribution by Segmented Industry, 2000-2008
Han's Laser Investment Trend by Segmented Industry, 2000-2008
Han's Laser Main Investment Projects, 2000-2008
Han's Laser Latest Investment Projects, 2000-2008
Han's Laser Main M&A Projects, 2000-2008
Total Annual Investment of Tsinghua Tongfang Co., Ltd, 2000-2008
Region Distribution of Investment of Tsinghua Tongfang Co., Ltd, 2000-2008
Tsinghua Tongfang Investment Distribution by Purpose, 2000-2008
Tsinghua Tongfang Investment Trend by Main Purpose, 2000-2008
Tsinghua Tongfang Investment Distribution by Segmented Industry, 2000-2008
Tsinghua Tongfang Investment Trend by Segmented Industry, 2000-2008
Tsinghua Tongfang Main Investment Projects, 2000-2008
Tsinghua Tongfang Latest Investment Projects, 2000-2008
Tsinghua Tongfang Main M&A Projects, 2000-2008
Annual Investment of C&T Technology Development Co., Ltd, 2000-2008
C&T Technology Region Distribution of Investment, 2000-2008
C&T Technology Investment Distribution by Purpose, 2000-2008
C&T Technology Investment Trend by Main Purpose, 2000-2008
C&T Technology Investment Distribution by Segmented Industry, 2000-2008
C&T Technology Investment Trend by Segmented Industry, 2000-2008
C&T Technology Main Investment Projects, 2000-2008
C&T Technology Latest Investment Projects, 2000-2008
C&T Technology Main M&A Projects, 2000-2008

.....

How to Buy

Product details			How to Order
	USD	File	By email: report@researchinchina.com
Single user	\$1,900	PDF	By fax: 86-10-82600829
Enterprisewide	\$3,000	PDF	By online: www.researchinchina.com
Publication date: July/2008			
For more information, call our office in Beijing, China: Tel: 86-10-82600828 Website: www.researchinchina.com			