

Investment Report of China Steel Industry, 2000-2008

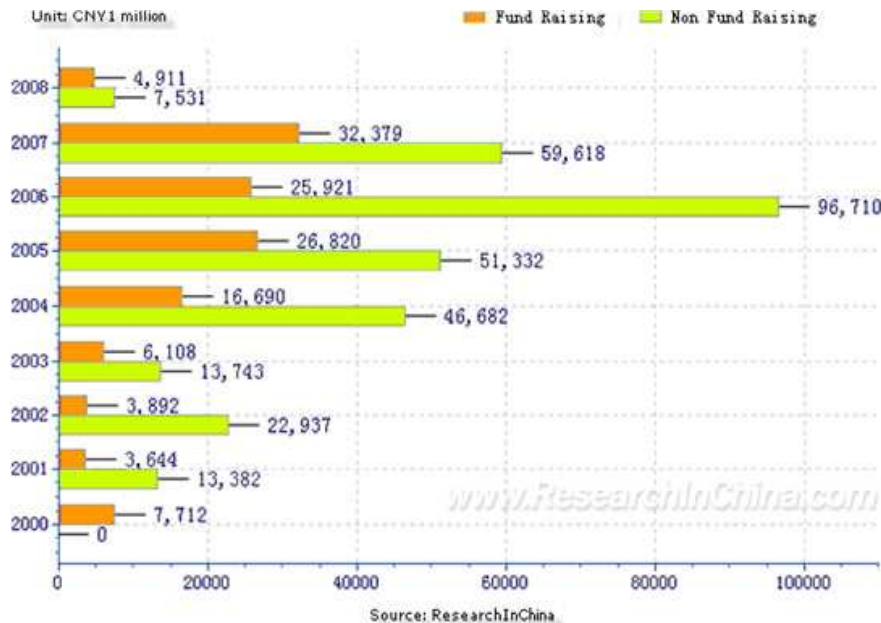
Abstract

Stimulated by the continuous growth of China's economy and booming demand in the international steel market, China's steel industry has developed rapidly since 2000. China's output of crude steel nearly quadrupled in the period 2000 to 2007, rising to 489 million tons in 2007 from 129 million tons in 2000, far higher than GDP growth in the same period.

The report studies all investment projects financed by 32 listed companies of China steel industry from 2000 to 2008, and summarizes the investment trend of China steel industry and the investment characteristics and investment trend of the companies as well.

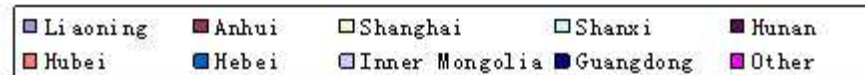
We have a collection of more than 35,000 pieces of information, released by 1,500 Chinese listed companies, on investment projects financed by fund raising and non fund raising since 2000. After the information is processed by software and studied by analysts, the investment direction report concerning various industries is completed, which is classified by time, region (province, autonomous region and municipality), by purpose and by sector.

Investment Projects of China Listed Steel Companies, 2000-2008



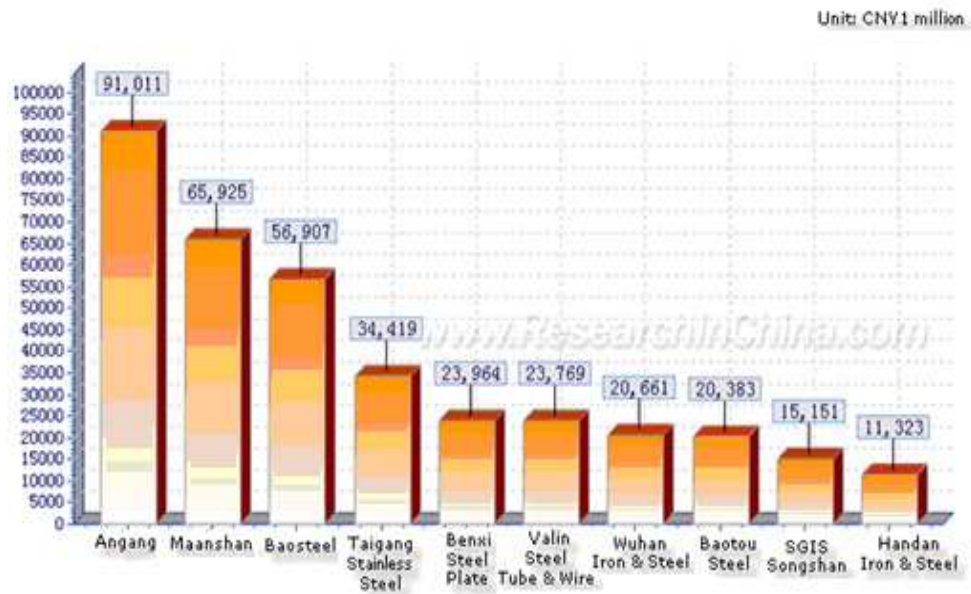
Starting from 2000, China steel industry has gone through a rapid growth in newly increased investment. It took China's annual investment in steel industry only six years to jump to CNY100 billion from CNY10 billion in 2000. However, the year of 2007 witnessed a sharp decline in such investment. On the basis of the investment performance in the first half of 2008, the total investment of China steel industry is expected to continue falling this year, due to impact of skyrocketing prices of raw materials in international market, including iron ore, and adjustment of national export tariff policy.

Investment Distribution of China Listed Steel Companies by Region 2000-2008

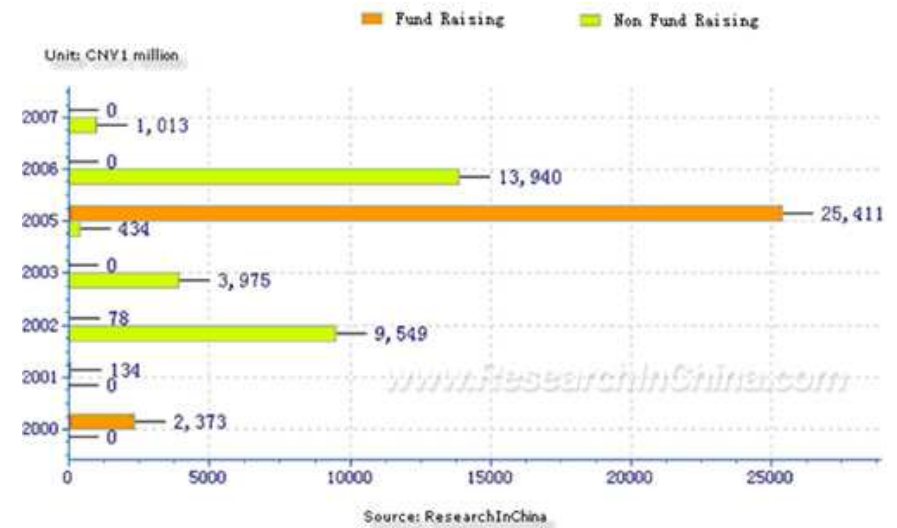


Source: ResearchInChina

Top 10 of China Listed Steel Firms in Terms of Investment, 2000-2008



Annual Investment of Baosteel, 2000-2008



Investment Distribution of Baosteel by Segments, 2000-2008



Table of Content

- **1. Investment Direction of China Steel Industry**
 - 1.1 Overview
 - 1.2 Investment Characteristics of China Steel Industry
 - 1.3 Demand & Supply Forecast

- **2. Investment Direction of Listed Steel Companies**
 - 2.1 Panzhihua New Steel & Vanadium Co., Ltd
 - 2.1.1 Investment Direction
 - 2.1.2 Investment Characteristics
 - 2.2 Tangshan Iron and Steel Co., Ltd
 - 2.2.1 Investment Direction
 - 2.2.2 Investment Characteristics
 - 2.3 SGIS Songshan Co., Ltd
 - 2.3.1 Investment Direction
 - 2.3.2 Investment Characteristics
 - 2.4 Liaoning Benxi Steel Plate Co., Ltd
 - 2.4.1 Investment Direction
 - 2.4.2 Investment Characteristics
 - 2.5 Shanxi Taigang Stainless Steel Co., Ltd
 - 2.5.1 Investment Direction
 - 2.5.2 Investment Characteristics
 - 2.6 Angang Steel Co., Ltd
 - 2.6.1 Investment Direction
 - 2.6.2 Investment Characteristics
 - 2.7 Hunan Valin Steel Tube & Wire Co., Ltd
 - 2.7.1 Investment Direction
 - 2.7.2 Investment Characteristics
 - 2.8 Beijing Shougang Co., Ltd
 - 2.8.1 Investment Direction
 - 2.8.2 Investment Characteristics
 - 2.9 Sansteel Minguang Co., Ltd
 - 2.9.1 Investment Direction
 - 2.9.2 Investment Characteristics
 - 2.10 Handan Iron & Steel Co., Ltd
 - 2.10.1 Investment Direction
 - 2.10.2 Investment Characteristics
 - 2.11 Wuhan Iron & Steel Co. Ltd
 - 2.11.1 Investment Direction
 - 2.11.2 Investment Characteristics
 - 2.12 Inner Mongolian Baotou Steel Union Co., Ltd
 - 2.12.1 Investment Direction
 - 2.12.2 Investment Characteristics
 - 2.13 Baoshan Iron & Steel Co., Ltd
 - 2.13.1 Investment Direction
 - 2.13.2 Investment Characteristics
 - 2.14 Jinan Iron and Steel Co., Ltd
 - 2.14.1 Investment Direction
 - 2.14.2 Investment Characteristics
 - 2.15 Laiwu Iron & Steel Co., Ltd
 - 2.15.1 Investment Direction
 - 2.15.2 Investment Characteristics
 - 2.16 Hangzhou Iron & Steel Co., Ltd
 - 2.16.1 Investment Direction
 - 2.16.2 Investment Characteristics
 - 2.17 Lingyuan Iron & Steel Co., Ltd
 - 2.17.1 Investment Direction
 - 2.17.2 Investment Characteristics
 - 2.18 Nanjing Iron & Steel Co., Ltd
 - 2.18.1 Investment Direction
 - 2.18.2 Investment Characteristics
 - 2.19 Gansu Jiu Steel Group Hongxing Iron & Steel Co., Ltd
 - 2.19.1 Investment Direction
 - 2.19.2 Investment Characteristics
 - 2.20 Chengde Xinxin Vanadium and Titanium Co., Ltd
 - 2.20.1 Investment Direction
 - 2.20.2 Investment Characteristics
 - 2.21 Nanchang Changli Iron & Steel Co., Ltd
 - 2.21.1 Investment Direction
 - 2.21.2 Investment Characteristics
 - 2.22 Anyang Iron & Steel Group Co., Ltd
 - 2.22.1 Investment Direction
 - 2.22.2 Investment Characteristics

- 2.23 Xinjiang Ba Yi Iron & Steel Co., Ltd
 - 2.23.1 Investment Direction
 - 2.23.2 Investment Characteristics
- 2.24 Maanshan Iron & Steel Co., Ltd
 - 2.24.1 Investment Direction
 - 2.24.2 Investment Characteristics
- 2.25 Guangzhou Iron & Steel Co., Ltd
 - 2.25.1 Investment Direction
 - 2.25.2 Investment Characteristics
- 2.26 Liuzhou Iron & Steel Co., Ltd
 - 2.26.1 Investment Direction
 - 2.26.2 Investment Characteristics
- 2.27 Chongqing Iron & Steel Co. Ltd
 - 2.27.1 Investment Direction
 - 2.27.2 Investment Characteristics

- **3. Investment Direction of Listed Special Steel Companies**
 - 3.1 Daye Special Steel Co., Ltd
 - 3.1.1 Investment Direction
 - 3.1.2 Investment Characteristics
 - 3.2 Dalian Jinniu Co., Ltd
 - 3.2.1 Investment Direction
 - 3.2.2 Investment Characteristics
 - 3.3 Xining Special Steel Co., Ltd
 - 3.3.1 Investment Direction
 - 3.3.2 Investment Characteristics
 - 3.4 Fushun Special Steel Co., Ltd
 - 3.4.1 Investment Direction
 - 3.4.2 Investment Characteristics
 - 3.5 Panggang Group Sichuan Changcheng Special Steel Co., Ltd
 - 3.5.1 Investment Direction
 - 3.5.2 Investment Characteristics

Selected Charts

Annual Investment of China Steel Industry, 2000-2008
China Steel Industry Investment by Region, 2000-2008
Investment Distribution of Steel Industry by Region, Jan. 1, 2000-Jun. 30, 2008
Top 10 Regions in Terms of Investment in China Steel Industry, 2000-2008
Investment Distribution of Steel Industry by Region, Jan. 1, 2000-Jun. 30, 2008
Top 10 Regions in Terms of Investment Purpose in Steel Industry, 2000-2008
Top 10 Regions in Terms of Investment Purpose, Jan.1, 2000-Jun.30, 2008
China Steel Industry Investment by Segmented Industry, 2000-2008
Investment Distribution by Segmented Industry, Jan 1, 2000-Jun 30, 2008
Top 10 Steel Companies in Terms of Investment, Jan 1, 2000-Jun 30, 2008
Investment by Non Fund Raising in China Steel Industry, 2006Q1-2008Q2
Quarterly Investment by Non Fund Raising (by Region), 2006Q1-2008Q2
Top 5 Regions in Quarterly Investment by Non Fund Raising, 2006Q1-2008Q2
Top 5 Companies in Quarterly Investment by Non Fund Raising, 2006Q1-2008Q2
Top 5 Segmented Industry in Terms of Quarterly Investment by Non Fund Raising, 2006Q1-2008Q2
Annual Investment of Panzhihua New Steel & Vanadium Co., Ltd, 2000-2008
Panzhihua New Steel Investment Distribution by Region, 2000-2008
Panzhihua New Steel Investment Distribution by Purpose, 2000-2008
Panzhihua New Steel Investment Trend by Main Purpose, 2000-2008
Panzhihua New Steel Investment Distribution by Segmented Industry, 2000-2008
Panzhihua New Steel Investment Trend by Main Segmented Industry, 2000-2008
Panzhihua New Steel Main Investment Projects, 2000-2008
Panzhihua New Steel Latest Investment Projects, 2000-2008
Panzhihua New Steel Main M&A Projects, 2000-2008
Annual Investment of Tangshan Iron and Steel Co., Ltd, 2000-2008
Tangshan Investment Distribution by Region, 2000-2008
Tangshan Investment Distribution by Investment Purpose, 2000-2008

Tangshan Investment Trend by Main Investment Purpose, 2000-2008

Tangshan Investment Distribution by Segmented Industry, 2000-2008

Tangshan Investment Trend by Main Segmented Industry, 2000-2008

Tangshan Main Investment Projects, 2000-2008

Tangshan Latest Investment Projects, 2000-2008

Tangshan Main M&A Projects, 2000-2008

Annual Investment of SGIS Songshan Co., Ltd, 2000-2008

SGIS Songshan Investment Distribution by Region, 2000-2008

SGIS Songshan Investment Distribution by Investment Purpose, 2000-2008

SGIS Songshan Investment Trend by Main Investment Purpose, 2000-2008

SGIS Songshan Investment Distribution by Segmented Industry, 2000-2008

SGIS Songshan Investment Trend by Main Segmented Industry, 2000-2008

SGIS Songshan Main Investment Projects, 2000-2008

SGIS Songshan Latest Investment Projects, 2000-2008

Annual Investment of Liaoning Benxi Steel Plate Co., Ltd, 2000-2008

Benxi Steel Investment Distribution by Region, 2000-2008

Benxi Steel Investment Distribution by Investment Purpose, 2000-2008

Benxi Steel Investment Trend by Main Investment Purpose, 2000-2008

Benxi Steel Investment Distribution by Segmented Industry, 2000-2008

Benxi Steel Investment Trend by Main Segmented Industry, 2000-2008

Benxi Steel Main Investment Projects, 2000-2008

Benxi Steel Latest Investment Projects, 2000-2008

Benxi Steel Main M&A Projects, 2000-2008

Annual Investment of Shanxi Taigang Stainless Steel Co., Ltd, 2000-2008

Taigang Stainless Investment Distribution by Region, 2000-2008

Taigang Stainless Investment Distribution by Investment Purpose, 2000-2008

Taigang Stainless Investment Distribution by Segmented Industry, 2000-2008

Taigang Stainless Investment Trend by Main Segmented Industry, 2000-2008

Taigang Stainless Main Investment Projects, 2000-2008

Handan Steel Main M&A Projects, 2000-2008

Annual Investment of Wuhan Iron & Steel Co., Ltd, 2000-2008

WISCO Investment Distribution by Region, 2000-2008



Taigang Stainless Latest Investment Projects, 2000-2008
Annual Investment of Angang Steel Co., Ltd, 2000-2008
Angang Steel Investment Distribution by Region, 2000-2008
Angang Steel Investment Distribution by Investment Purpose, 2000-2008
Angang Steel Investment Trend by Main Investment Purpose, 2000-2008
Angang Steel Investment Distribution by Segmented Industry, 2000-2008
Angang Steel Investment Trend by Main Segmented Industry, 2000-2008
Angang Steel Main Investment Projects, 2000-2008
Angang Steel Latest Investment Projects, 2000-2008
Angang Steel Main M&A Projects, 2000-2008
Annual Investment of Hunan Valin Steel Tube & Wire Co., Ltd, 2000-2008
Valin Steel Investment Distribution by Region, 2000-2008
Valin Steel Investment Distribution by Investment Purpose, 2000-2008
Valin Steel Investment Trend by Main Investment Purpose, 2000-2008
Valin Steel Investment Distribution by Segmented Industry, 2000-2008
Valin Steel Investment Trend by Main Segmented Industry, 2000-2008
Valin Steel Main Investment Projects, 2000-2008
Valin Steel Latest Investment Projects, 2000-2008
Valin Steel Main M&A Projects, 2000-2008
Annual Investment of Beijing Shougang Co., Ltd, 2000-2008
Beijing Shougang Investment Distribution by Region, 2000-2008
Beijing Shougang Investment Distribution by Investment Purpose, 2000-2008
Beijing Shougang Investment Distribution by Segmented Industry, 2000-2008
Beijing Shougang Investment Trend by Main Segmented Industry, 2000-2008
Beijing Shougang Main Investment Projects, 2000-2008
Beijing Shougang Latest Investment Projects, 2000-2008
Beijing Shougang Main M&A Projects, 2000-2008
Annual Investment of Sansteel Minguang Co., Ltd, 2000-2008
Sansteel Investment Distribution y Region, 2000-2008
Sansteel Investment Distribution by Investment Purpose, 2000-2008

More.....

How to Buy

Product details			How to Order
Single user	USD	File	By email: report@researchinchina.com
	2,800	PDF	By fax: 86-10-82600829
Enterprisewide	4,000	PDF	By online: www.researchinchina.com
Publication date: July 2008			
For more information, call our office in Beijing, China: Tel: 86-10-82600828 Website: www.researchinchina.com			