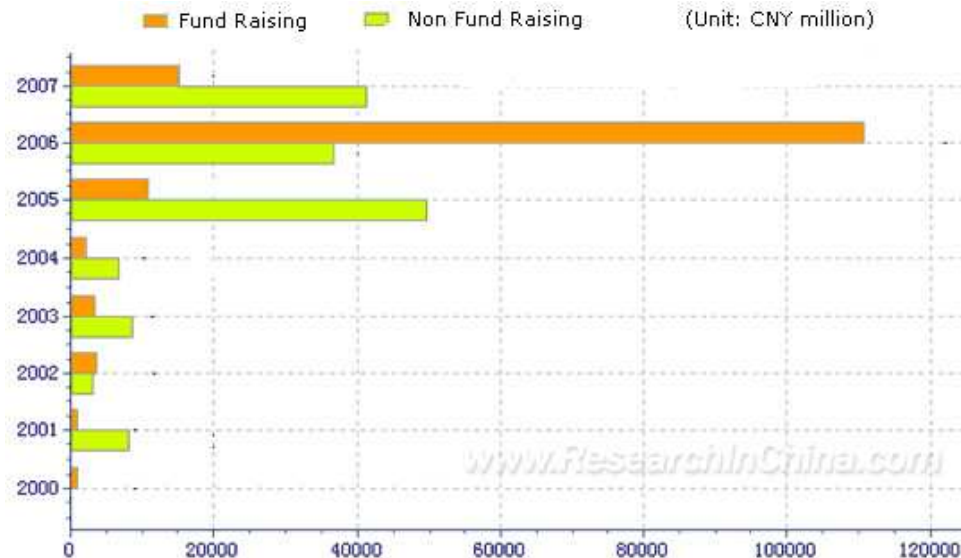


# Investment Report of China Transportation & Logistics Industry, 2000-2008

## Abstract

Transportation industry contains many sectors, such as highway transportation, water transportation, air transportation, railway transportation and logistics. Since 2000, China has poured huge amount of money into the construction of transport infrastructure, and the whole industry has developed rapidly.

Annual Investment of Listed Transportation & Logistics Companies 2000-2008

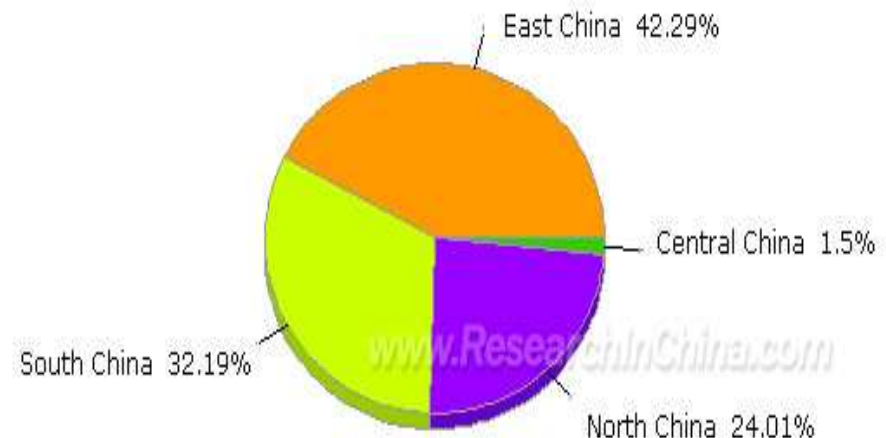


Source: ResearchInChina

In the period 2000-2006, total investment of China's listed transport and logistics companies increased much sharply and the investment surged to CNY148 billion in 2006 from CNY1.16 billion in 2000, representing the compound annual growth rate reached 1.24 times, which reflected the development trend of enlarged investment and accelerated growth in the whole industry. However, starting from 2007, China has undergone a certain decline in total investment in the transport and logistics industry. The statistics of the first several months in 2008 show that the newly-added investment from the listed companies is slowing down under such an unfavorable background of soaring international oil prices.

China's total investment in its transport and logistics industry, along with the distribution of the listed companies, shows that the east part of China enjoys more investment than the west part, and the south part gains more investment than the north part. East part of China ranks the first in terms of share in investment market, taking up more than 40% of the total, followed by the south part and north part, holding 32.19% and 24.01% respectively.

Investment Distribution of Listed Transportation & Logistics Companies (by Region), 2000-2008H1

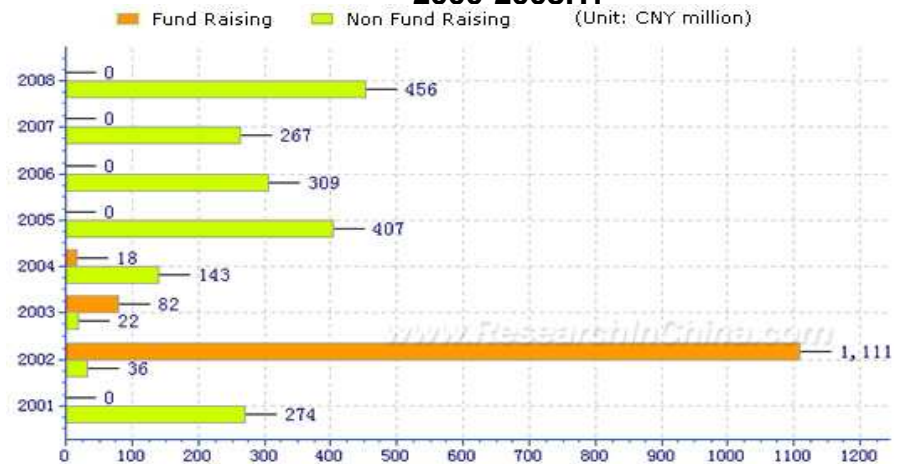


Source: ResearchInChina

The report analyses the investment trend and features of the listed companies by taking Dazhong Transportation Group Co. as an example.

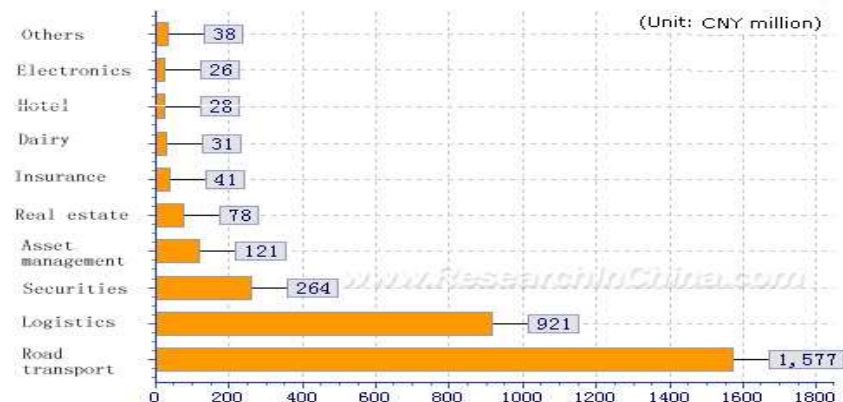
- Investment peak in the period 2002-2005 and investment focus in the east part of China.
- Dazhong Transportation is the biggest taxi company and the second largest public transport company in Shanghai. The company takes up 20-25% share of Shanghai taxi market. The company holds stake in many listed or non-listed securities firms, including 4.6 million shares in Haitong Securities, 60 million shares in Everbright Securities, 154 million shares in Guotai Junan Securities and 5.28 million shares in Shenyin Wanguo Securities. Additionally, the company also invests in real estate and tourist hotel industry. Its investment mainly focuses on transport industry and it has a certain investment in logistics industry.

## Annual Investment of Dazhong Transportation Group, 2000-2008H1



Source: ResearchInChina

## Investment Distribution of Dazhong Transportation Group (by Segments) 2000-2008



Source: ResearchInChina

# Table of Content

## **1. Investment Orientation Of China Transport & Logistics Industry**

- 1.1 Overview of the Industry
- 1.2 Investment Characteristics
- 1.3 Future Development And Forecast

## **2. Investment Orientation Of Listed Highway Transportation Companies**

- 2.1 Investment Projects of Shanghai Bus Industrial Co.
  - 2.1.1 Investment Orientation
  - 2.1.2 Investment Characteristics
- 2.2 Investment Projects of Shanghai Shentong Metro Co.
  - 2.2.1 Investment Orientation
  - 2.2.2 Investment Characteristics
- 2.3 Investment Projects of Jiangxi Changyun Co.
  - 2.3.1 Investment Orientation
  - 2.3.2 Investment Characteristics
- 2.4 Investment Projects of Shanghai Jin Jiang International Industrial Investment Co.
  - 2.4.1 Investment Orientation
  - 2.4.2 Investment Characteristics
- 2.5 Investment Projects of Shanghai Haibo Co.
  - 2.5.1 Investment Orientation
  - 2.5.2 Investment Characteristics
- 2.6 Investment Projects of Shanghai Qiangsheng Holding Co.
  - 2.6.1 Investment Orientation
  - 2.6.2 Investment Characteristics
- 2.7 Investment Projects of Nanjing Zhongbei (Group) Co.
  - 2.7.1 Investment Orientation
  - 2.7.2 Investment Characteristics
- 2.8 Investment Projects of Dazhong Transportation Group Co.
  - 2.8.1 Investment Orientation
  - 2.8.2 Investment Characteristics

## **3. Investment Orientation of Listed Air Transportation Companies**

- 3.1 Investment Projects of Air China Co.
  - 3.1.1 Investment Orientation
  - 3.1.2 Investment Characteristics

- 3.2 Investment Projects of CITIC Offshore Helicopter Co.
  - 3.2.1 Investment Orientation
  - 3.2.2 Investment Characteristics
- 3.3 Investment Projects of China Southern Airlines Co.
  - 3.3.1 Investment Orientation
  - 3.3.2 Investment Characteristics
- 3.4 Investment Projects of China Eastern Airlines Co.
  - 3.4.1 Investment Orientation
  - 3.4.2 Investment Characteristics
- 3.5 Investment Projects of Hainan Airlines Co.
  - 3.5.1 Investment Orientation
  - 3.5.2 Investment Characteristics
- 3.6 Investment Projects of Sinotrans Air Transportation Development Co.
  - 3.6.1 Investment Orientation
  - 3.6.2 Investment Characteristics
- 3.7 Investment Projects of Shanghai Airlines Co.
  - 3.7.1 Investment Orientation
  - 3.7.2 Investment Characteristics
- **4. Investment Orientation Of Listed Water Transportation Companies**
  - 4.1 Investment Projects of China Shipping Development Co.
    - 4.1.1 Investment Orientation
    - 4.1.2 Investment Characteristics
  - 4.2 Investment Projects of China Changjiang Shipping Group Co.
    - 4.2.1 Investment Orientation
    - 4.2.2 Investment Characteristics
  - 4.3 Investment Projects of Shanghai Yatong Co.
    - 4.3.1 Investment Orientation
    - 4.3.2 Investment Characteristics
  - 4.4 Investment Projects of Tianjin Marine Shipping Co.
    - 4.4.1 Investment Orientation
    - 4.4.2 Investment Characteristics
  - 4.5 Investment Projects of Chang Jiang Shipping Group Phoenix Co.
    - 4.5.1 Investment Orientation
    - 4.5.2 Investment Characteristics

- 4.6 Investment Projects of China Shipping Haisheng Co.
  - 4.6.1 Investment Orientation
  - 4.6.2 Investment Characteristics
- 4.7 Investment Projects Of China Merchants Energy Shipping Co.
  - 4.7.1 Investment Orientation
  - 4.7.2 Investment Characteristics
- 4.8 Investment Projects of COSCO Shipping Co.
  - 4.8.1 Investment Orientation
  - 4.8.2 Investment Characteristics
- 4.9 Investment Projects of China COSCO Holdings Co.
  - 4.9.1 Investment Orientation
  - 4.9.2 Investment Characteristics
- 4.10 Investment Projects of China Shipping Container Lines Co.
  - 4.10.1 Investment Orientation
  - 4.10.2 Investment Characteristics
- 4.11 Investment Projects of Ningbo Marine Co.
  - 4.11.1 Investment Orientation
  - 4.11.2 Investment Characteristics
- **5. Investment Orientation of Listed Railway Transportation Companies**
  - 5.1 Investment Projects of Guangzhou- Shenzhen Railway Co.
    - 5.1.1 Investment Orientation
    - 5.1.2 Investment Characteristics
  - 5.2 Investment Projects of Tianjin Good Handrailway Holding Co.
    - 5.2.1 Investment Orientation
    - 5.2.2 Investment Characteristics
  - 5.3 Investment Projects of China Railway Tielong Container Logistics Co
    - 5.3.1 Investment Orientation
    - 5.3.2 Investment Characteristics
  - 5.4 Investment Projects of Daqin Railway Co.
    - 5.4.1 Investment Orientation
    - 5.4.2 Investment Characteristics
- **6. Investment Orientation of Listed Logistics Companies**
  - 6.1 Investment Projects of Zhongchu Development Stock Co.
    - 6.1.1 Investment Orientation
    - 6.1.2 Investment Characteristics
  - 6.2 Investment Projects of Eternal Asia Supply Chain Management Co.
    - 6.2.1 Investment Orientation
    - 6.2.2 Investment Characteristics
  - 6.3 Investment Projects of Shanghai Jiao Yun Co.
    - 6.3.1 Investment Orientation
    - 6.3.2 Investment Characteristics
  - 6.4 Investment Projects of China CIFCO Investment Co.
    - 6.4.1 Investment Orientation
    - 6.4.2 Investment Characteristics
  - 6.5 Investment Projects of Shenzhen Feima International Supply Chain Co.
    - 6.5.1 Investment Orientation
    - 6.5.2 Investment Characteristics
  - 6.6 Investment Projects of Liaoning Guoneng Group Co.
    - 6.6.1 Investment Orientation
    - 6.6.2 Investment Characteristics
  - 6.7 Investment Projects of Yunnan Free Trade Science And Technology Co6
    - 7.1 Investment Orientation
    - 6.7.2 Investment Characteristics

## Selected Charts

Annual Investment of Listed Transport & Logistics Companies, 2000-2008  
Investment of Listed Transport & Logistics Companies (by Region), 2000- 2008  
Investment Distribution of Listed Firms in the Industry (by Region), 2000-1H2008  
Top 10 Regions in Terms of Investment of Listed Firms in the Industry, 2000-2008  
Investment Distribution of Listed Firms in the Industry (by Region), 2000-1H2008  
Top 10 Companies in Terms of Investment (by Investment Purpose), 2000-2008  
Top 10 Companies in Terms of Investment Distribution (by Purpose), 2000-1H2008  
Investment of Listed Firms in the Industry by Segmented Industry, 2000-2008  
Investment Distribution of Listed Firms by Segmented Industry, 2000-1H2008  
Top 10 Companies in Terms of Investment in the Industry, 2000-1H2008  
Non Fund Raising Investment of Listed Firms in the Industry, 2006Q1-2008Q2  
Non Fund Raising Investment of Listed Firms by Region, 2006Q1-2008Q2  
Top 5 Regions in Terms of Non Fund Raising Investment, 2006Q1-2008Q2  
Top 5 Companies in Terms of Non Fund Raising Investment, 2006Q1-2008Q2  
Top 5 Firms in Terms of Non Fund Raising Investment by Segmented Industry, 2006Q1-2008Q2  
Annual Investment of Shanghai Bus Industrial Co., 2000-2008  
Shanghai Bus Investment Distribution by Region, 2000-2008  
Shanghai Bus Investment Distribution by Investment Purpose, 2000-2008  
Shanghai Bus Investment by Main Investment Purpose, 2000-2008  
Shanghai Bus Investment Distribution by Segmented Industry, 2000-2008  
Shanghai Bus Investment by Main Segmented Industry, 2000-2008  
Shanghai Bus Main Investment Projects, 2000-2008  
Shanghai Bus Latest Investment Projects, 2000-2008  
Shanghai Bus Main M&A Projects, 2000-2008  
Annual Investment of Shanghai Shentong Metro Co., 2000-2008  
Shanghai Shentong Investment Distribution by Region, 2000-2008  
Shanghai Shentong Investment Distribution by Investment Purpose, 2000-2008  
Shanghai Shentong Investment by Main Investment Purpose, 2000-2008  
Shanghai Shentong Investment Distribution by Segmented Industry, 2000-2008



Shanghai Shentong Investment by Main Segmented Industry, 2000-2008  
Shanghai Shentong Main Investment Projects, 2000-2008  
Shanghai Shentong Latest Investment Projects, 2000-2008  
Shanghai Shentong Main M&A Projects, 2000-2008  
Annual Investment of Jiangxi Changyun Co., 2000-2008  
Jiangxi Changyun Investment Distribution by Region, 2000-2008  
Jiangxi Changyun Investment Distribution by Investment Purpose, 2000-2008  
Jiangxi Changyun Investment by Main Investment Purpose, 2000-2008  
Jiangxi Changyun Investment Distribution by Segmented Industry, 2000-2008  
Jiangxi Changyun Investment by Main Segmented Industry, 2000-2008  
Jiangxi Changyun Main Investment Projects, 2000-2008  
Jiangxi Changyun Latest Investment Projects, 2000-2008  
Jiangxi Changyun Main M&A Projects, 2000-2008  
Annual Investment of Shanghai Jin Jiang International Industrial Investment Co., 2000-2008  
SJJIIIC Investment Distribution by Region, 2000-2008  
SJJIIIC Investment Distribution by Investment Purpose, 2000-2008  
SJJIIIC Investment by Main Investment Purpose, 2000-2008  
SJJIIIC Investment Distribution by Segmented Industry, 2000-2008  
SJJIIIC Investment by Main Segmented Industry, 2000-2008  
SJJIIIC Main Investment Projects, 2000-2008  
SJJIIIC Latest Investment Projects, 2000-2008  
SJJIIIC Main M&A Projects, 2000-2008  
Annual Investment of Shanghai Haibo Co., 2000-2008  
Shanghai Haibo Investment Distribution by Region, 2000-2008  
Shanghai Haibo Investment Distribution by Investment Purpose, 2000-2008  
Shanghai Haibo Investment by Main Investment Purpose, 2000-2008  
Shanghai Haibo Investment Distribution by Segmented Industry, 2000-2008  
Shanghai Haibo Investment by Main Segmented Industry, 2000-2008  
Annual Investment of Shanghai QiangSheng Holding Co., 2000-2008  
SQSHC Investment Distribution by Region, 2000-2008  
SQSHC Investment Distribution by Investment Purpose, 2000-2008

**More .....**

## How to Buy

Product details			How to Order
Single user	USD	File	By email: report@researchinchina.com
	2,800	PDF	By fax: 86-10-82600829
Enterprisewide	4,200	PDF	By online: www.researchinchina.com
Publication date: July 2008			
For more information, call our office in Beijing, China: Tel: 86-10-82600828 Website: www.researchinchina.com			