

# **Investment Report of China Electrical Equipment Industry, 2000-2008**

## **Abstract**

Electrical equipment mainly concludes the following three sectors, power transformer equipment sector, power equipment sector and electrical automatic control equipment sector.

Power transformer equipment is mainly used for power grid construction. China's investment in power grid construction reached CNY245.14 billion in 2007, in which the newly-added circuit length of 220 KV and above transmission line was 41,500 km and the capacity of power transformation equipment was 188.48 million KVA. China's investment in power industry totaled CNY131.72 billion in the first four months of 2008, of which CNY55.29 billion were for power grid construction, accounting for 42% of the total.

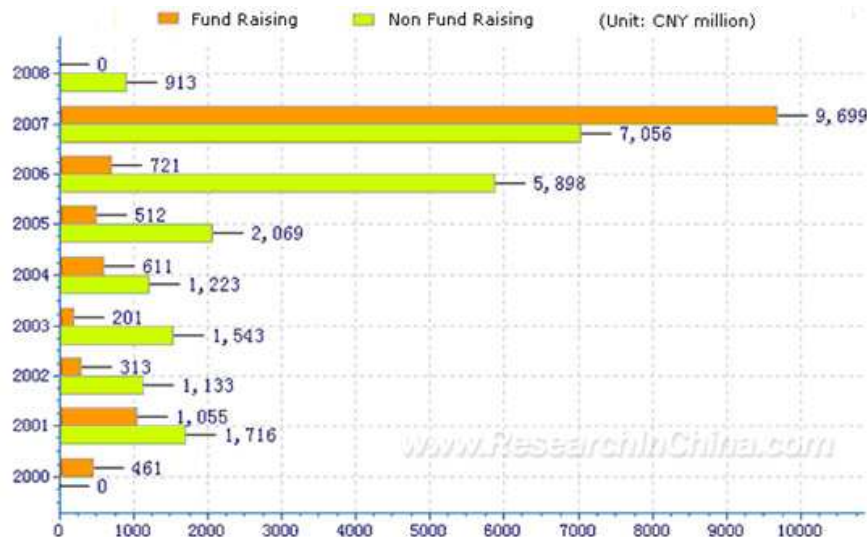
The growth margin of traditional generating equipment industry will further slow down in the period 2008 to 2010, and the ratio of installed capacity of coal-fired power generating units will drop to about 72% of the national total in the end of 2008. Clean energy equipment like hydropower, wind power and nuclear power is expected to have a good opportunity for development, especially the development of nuclear power and wind power.

It is forecasted that the accumulative installed capacity of nuclear power and wind power will reach 13 million and 9 million kw respectively this year. Meanwhile, the rapid development of new energy will provide a new impetus to the development of power generating equipment industry.

The report makes an in-depth study and analysis on all investment projects financed by 37 listed companies in China's electrical equipment industry from 2000 to 2008, and also makes a summary on investment trend of China's electrical equipment industry and investment characteristics and trend of the companies.

From the perspective of all investment projects released by the listed companies in the period 2001 to 2007, their investment was steady in the period, and then it picked up the pace of growth in 2006 to 2007, jumping to CNY16 billion in 2007 from CNY2 billion posted in 2000.

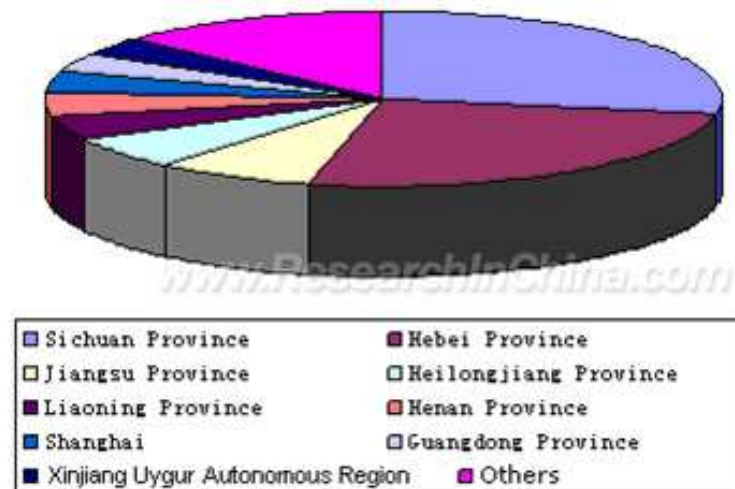
## Annual Investment of China Listed Electrical Equipment Companies 2000-2008



Source: ResearchInChina

Seen from the investment distribution by region, Sichuan Province and Hebei Province were far ahead of others, and the combined investment exceeded half of the national total.

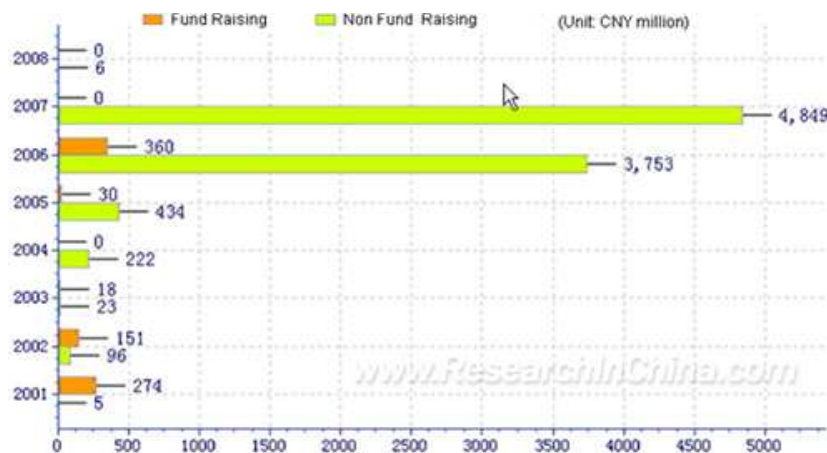
## Investment Distribution of Listed Companies By Region, 2000-1H2008



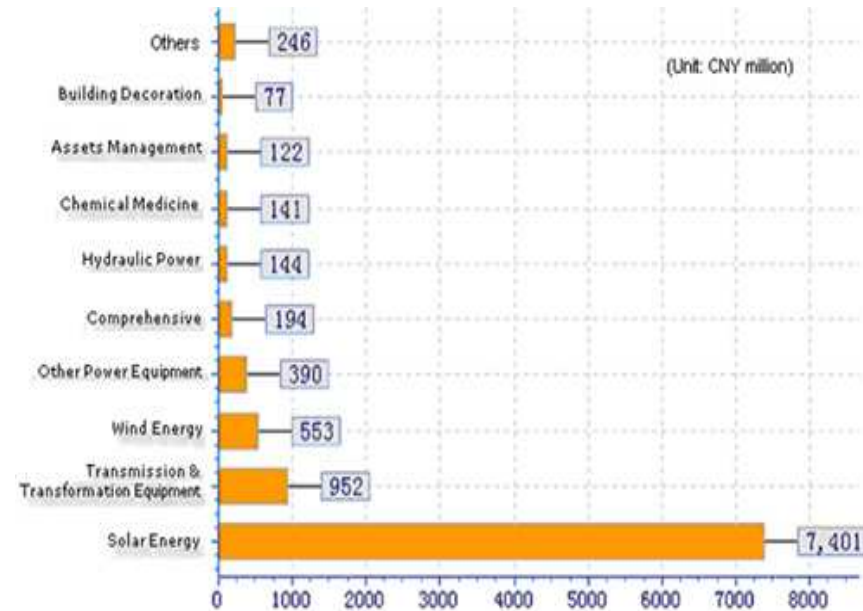
Source: ResearchInChina

The report makes an in-depth analysis on the 37 listed companies, like Baoding Tianwei Baobian Electric Co., Ltd, which has mainly invested in new energy, like solar energy and wind energy, in recent years. Seen from the investment statistics in the past seven years, its projects were financed mainly by non fund raising and its investment rose sharply in 2006 and 2007, while that in the other years was relatively small, particularly in 2003. Its investment is scattered, mainly in North China, while other regions like Southwest, East China, and Northwest have also its investment.

Annual Investment of Tianwei Baodian, 2000-2008



Investment Distribution of Tianwei Baobian by Segments, 2000-2008



## Notes:

We have a collection of more than 35,000 pieces of information, released by 1,500 Chinese listed companies, on investment projects financed by fund raising and non fund raising since 2000. After the information is processed by software and studied by analysts, the investment direction report concerning various industries is completed, which is classified by time, region (province, autonomous region and municipality), by purpose and by sector.

We can update the data in the report to the most recent quarter, when the report is purchased.

# Table of Content

- **1. Investment Direction of Electrical Equipment Industry**
  - 1.1 Overview of Electrical Equipment Industry
  - 1.2 Investment Characteristics
- **2. Listed Companies of Electrical Automatic Control Equipment**
  - 2.1 Inner Mongolia Time Technologies Co., Ltd
    - 2.1.1 Investment Direction
    - 2.1.2 Investment Characteristics
  - 2.2 Acheng Relay Co., Ltd
    - 2.2.1 Investment Direction
    - 2.2.2 Investment Characteristics
  - 2.3 Shanghai Welltech Automation Co., Ltd
    - 2.3.1 Investment Direction
    - 2.3.2 Investment Characteristics
  - 2.4 Wiscom System Co., Ltd
    - 2.4.1 Investment Direction
    - 2.4.2 Investment Characteristics
  - 2.5 Nari Technology Development Co., Ltd
    - 2.5.1 Investment Direction
    - 2.5.2 Investment Characteristics
  - 2.6 XJ Electric Co., Ltd
    - 2.6.1 Investment Direction
    - 2.6.2 Investment Characteristics
  - 2.7 Shenzhen Clou Electronics Co., Ltd
    - 2.7.1 Investment Direction
    - 2.7.2 Investment Characteristics
  - 2.8 Guangzhou Zhiguang Electric Co., Ltd
    - 2.8.1 Investment Direction
    - 2.8.2 Investment Characteristics
  - 2.9 Guodian Nanjing Automation Co., Ltd
    - 2.9.1 Investment Direction
    - 2.9.2 Investment Characteristics
  - 2.10 Zhuhai Wanlida Electric Co., Ltd
    - 2.10.1 Investment Direction
    - 2.10.2 Investment Characteristics
  - 2.11 Shanghai Hi-tech Control System Co., Ltd
    - 2.11.1 Investment Direction
    - 2.11.2 Investment Characteristics
  - 2.12 Rongxin Power Electronic Co., Ltd
    - 2.12.1 Investment Direction
    - 2.12.2 Investment Characteristics
  - 2.13 Jiangsu Dongyuan Electrical Group Co., Ltd
    - 2.13.1 Investment Direction
    - 2.13.2 Investment Characteristics
  - 2.14 Zhejiang Holley Technology Co., Ltd
    - 2.14.1 Investment Direction
    - 2.14.2 Investment Characteristics
- **3. Listed Companies of Power Equipment**
  - 3.1 Wuxi Huaguang Boiler Co., Ltd
    - 3.1.1 Investment Direction
    - 3.1.2 Investment Characteristics
  - 3.2 Huayi Electric Company Limited
    - 3.2.1 Investment Direction
    - 3.2.2 Investment Characteristics
  - 3.3 Dongfang Electric Corporation
    - 3.3.1 Investment Direction
    - 3.3.2 Investment Characteristics
  - 3.4 Ningxia Yinxing Energy Co., Ltd
    - 3.4.1 Investment Direction
    - 3.4.2 Investment Characteristics
  - 3.5 Harbin Air Conditioning Co., Ltd
    - 3.5.1 Investment Direction
    - 3.5.2 Investment Characteristics
- **4. Listed Companies of Power Transformer Equipment**
  - 4.1 Tebian Electric Apparatus Stock Co., Ltd
    - 4.1.1 Investment Direction
    - 4.1.2 Investment Characteristics

- 4.2 Sanbian Sci-tech Co., Ltd
  - 4.2.1 Investment Direction
  - 4.2.2 Investment Characteristics
- 4.3 Chengdu Xuguang Electronics Co., Ltd
  - 4.3.1 Investment Direction
  - 4.3.2 Investment Characteristics
- 4.4 Henan Pinggao Electric Co., Ltd
  - 4.4.1 Investment Direction
  - 4.4.2 Investment Characteristics
- 4.5 Northeast Electric Development Co., Ltd
  - 4.5.1 Investment Direction
  - 4.5.2 Investment Characteristics
- 4.6 Shanghai Siyuan Electric Co., Ltd
  - 4.6.1 Investment Direction
  - 4.6.2 Investment Characteristics
- 4.7 Shanghai Zhixin Electric Co., Ltd
  - 4.7.1 Investment Direction
  - 4.7.2 Investment Characteristics
- 4.8 Guizhou Changzheng Electric Co., Ltd
  - 4.8.1 Investment Direction
  - 4.8.2 Investment Characteristics
- 4.9 Lanzhou Great Wall Electrical Co., Ltd
  - 4.9.1 Investment Direction
  - 4.9.2 Investment Characteristics
- 4.10 Wuzhou Minovo Co., Ltd
  - 4.10.1 Investment Direction
  - 4.10.2 Investment Characteristics
- 4.11 Shaanxi Baoguang Vacuum Electronic Apparatus Co., Ltd
  - 4.11.1 Investment Direction
  - 4.11.2 Investment Characteristics
- 4.12 Tianjin Benefo Tejing Electric Co., Ltd
  - 4.12.1 Investment Direction
  - 4.12.2 Investment Characteristics
- 4.13 Guangdong Nanyang Cable Group Holding Co., Ltd
  - 4.13.1 Investment Direction
  - 4.13.2 Investment Characteristics
- 4.14 Baoding Tianwei Baobian Electric Co., Ltd
  - 4.14.1 Investment Direction
  - 4.14.2 Investment Characteristics
- 4.15 Shanghai Power Transmission & Distribution Co., Ltd
  - 4.15.1 Investment Direction
  - 4.15.2 Investment Characteristics
- 4.16 Baosheng Science and Technology Innovation Co., Ltd
  - 4.16.1 Investment Direction
  - 4.16.2 Investment Characteristics
- 4.17 Shenzhen Hifuture Electric Co., Ltd
  - 4.17.1 Investment Direction
  - 4.17.2 Investment Characteristics
- 4.18 Guangdong Macro Co., Ltd
  - 4.18.1 Investment Direction
  - 4.18.2 Investment Characteristics



## Selected Charts

Annual Investment of Listed Electrical Equipment Companies, 2000-2008  
Investment of Listed Electrical Equipment Companies by Region, 2000-2008  
Investment Distribution of Listed Firms in the Industry by Region, 2000-1H2008  
Top 10 Regions in Terms of Investment of Listed Companies, 2000,2008  
Investment Distribution of Listed Companies by Region, 2000-1H2008  
Top 10 Firms in Terms of Investment (by Investment Purpose), 2000-2008  
Top 10 Firms in Terms of Investment Structure (by Purpose), 2000-1H2008  
Investment of Listed Companies by Segmented Industries, 2000-2008  
Investment Distribution of Listed Firms by Segmented Industries, 2000-1H2008  
Top 10 Companies in Terms of Investment, 2000-1H2008  
Investment by Non Fund Raising of Listed Companies, 1Q2006-Q22008  
Investment by Non Fund Raising of Listed Firms (by Region), 1Q2006-Q22008  
Top 5 Regions in Terms of Investment by Non Fund Raising, 1Q2006-Q22008  
Top 5 Firms in Terms of Investment by Non Fund Raising, 1Q2006-Q22008  
Top 5 Segmented Industries in Terms of Investment by Non Fund Raising, 1Q2006-2Q2008  
Annual Investment of Inner Mongolia Time Technologies Co., Ltd, 2000-2008  
IMTTC Investment by Region, 2000-2008  
IMTTC Investment Distribution by Investment Purpose, 2000-2008  
IMTTC Investment by Main Investment Purpose, 2000-2008  
IMTTC Investment Distribution by Segmented Industry, 2000-2008  
IMTTC Investment by Main Segmented Industries, 2000-2008  
IMTTC Main Investment Projects, 2000-2008  
IMTTC Latest Investment Projects, 2000-2008  
IMTTC Main M & A Projects, 2000-2008  
Annual Investment of Acheng Relay Co., Ltd, 2000-2008  
Acheng Relay Investment by Region, 2000-2008



Acheng Relay Investment Distribution by Investment Purpose, 2000-2008  
Acheng Relay Investment by Main Investment Purpose, 2000-2008  
Acheng Relay Investment Distribution by Segmented Industry, 2000-2008  
Acheng Relay Investment by Main Segmented Industries, 2000-2008  
Acheng Relay Main Investment Projects, 2000-2008  
Acheng Relay Latest Investment Projects, 2000-2008  
Acheng Relay Main M & A Projects, 2000-2008  
Annual Investment of Shanghai Welltech Automation Co., Ltd, 2000-2008  
Shanghai Welltech Investment by Region, 2000-2008  
Shanghai Welltech Investment Distribution by Investment Purpose, 2000-2008  
Shanghai Welltech Investment by Main Investment Purpose, 2000-2008  
Shanghai Welltech Investment Distribution by Segmented Industry, 2000-2008  
Shanghai Welltech Investment by Main Segmented Industries, 2000-2008  
Shanghai Welltech Main Investment Projects, 2000-2008  
Shanghai Welltech Latest Investment Projects, 2000-2008  
Annual Investment of Wiscom System Co., Ltd, 2000-2008  
Wiscom System Investment by Region, 2000-2008  
Wiscom System Investment Distribution by Investment Objective, 2000-2008  
Wiscom System Investment by Main Investment Objective, 2000-2008  
Wiscom System Investment Distribution by Segmented Industry, 2000-2008  
Wiscom System Investment by Main Segmented Industries, 2000-2008  
Wiscom System Main Investment Projects, 2000-2008  
Wiscom System Latest Investment Projects, 2000-2008

## How to Buy

Product details			How to Order
Single user	USD	File	By email: report@researchinchina.com
	2,800	PDF	By fax: 86-10-82600829
	4,200	PDF	By online: www.researchinchina.com
Publication date: July 2008			
For more information, call our office in Beijing, China: Tel: 86-10-82600828 Website: www.researchinchina.com			