

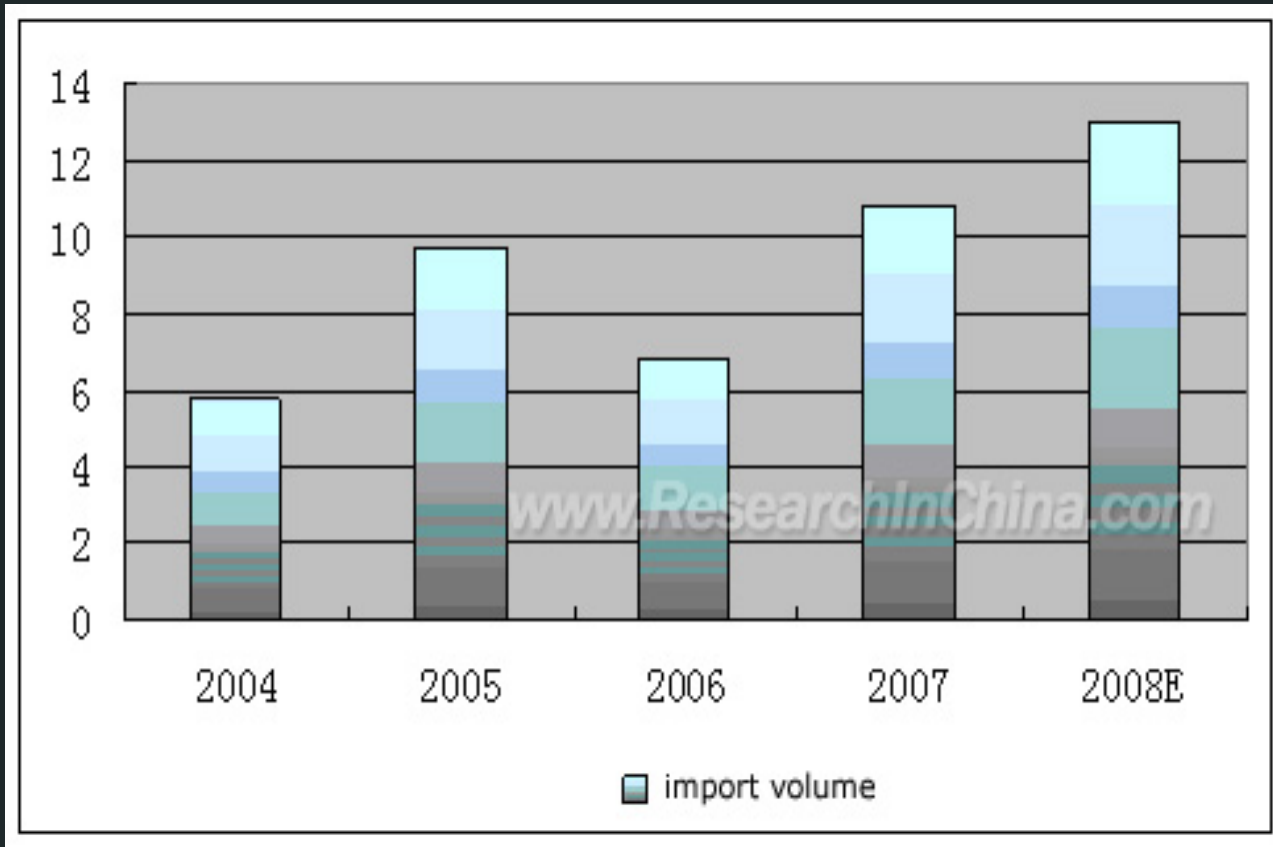
China 1,4--Butanediol (BDO) Industry Report, 2008



- 1,4--Butanediol (BDO) is an important raw material for basic organic chemical and fine chemicals and is one of chemical products with the biggest growth in demand in the world. In the recent years, the BDO downstream sector has developed rapidly, making China constantly short of BDO supply, so China has become the most important BDO net importer in the world. From 2001 to 2005, China's reliance on BDO imports exceeded 60% and reduced to over 40% in 2006 to 2007.

Statistics and Forecast of China BDO Import Volume, 2004-2008

(unit: 10,000 tons)

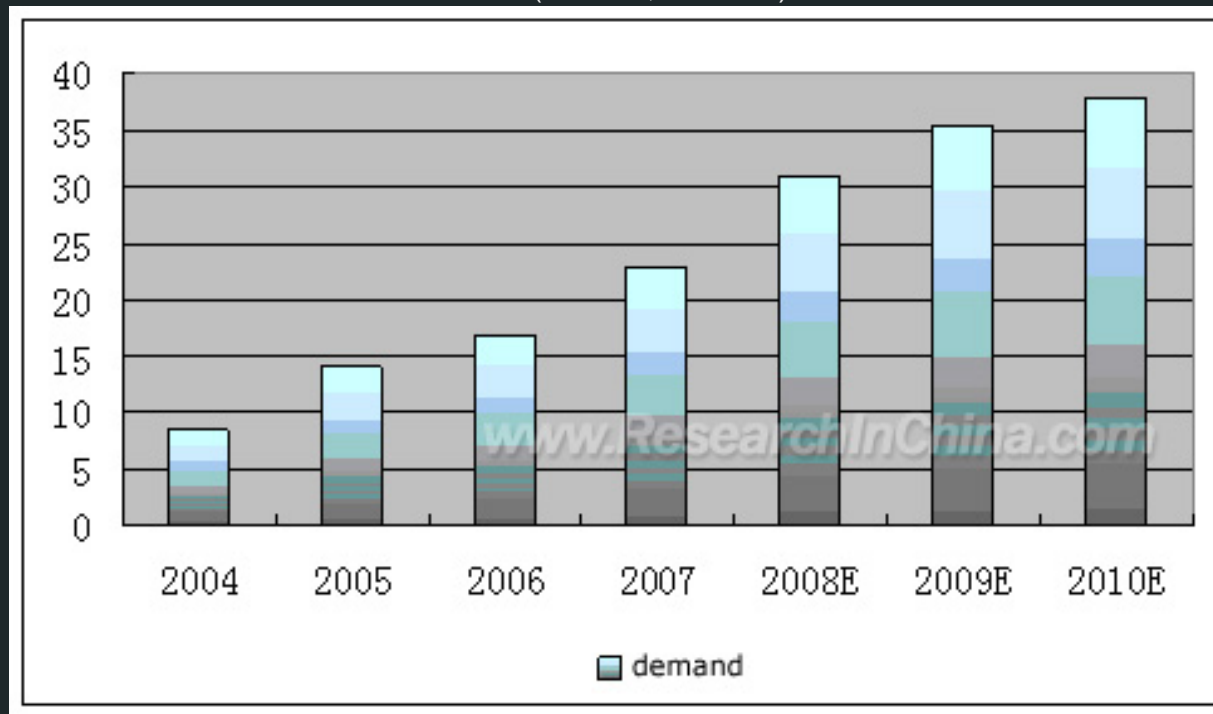


Source: ResearchInChina

- In the next few years, China's BDO demand will rise, boosted by the factor that capacity expansion projects of PBT resin and urethane elastic fiber will be gradually put into operation. We estimate the growth of China's BDO demand in 2008 to 2010 based on the current key BDO capacity expansion projects in the downstream sector.

Statistics and Forecast of China BDO Demand, 2004-2010

(unit: 10,000 tons)

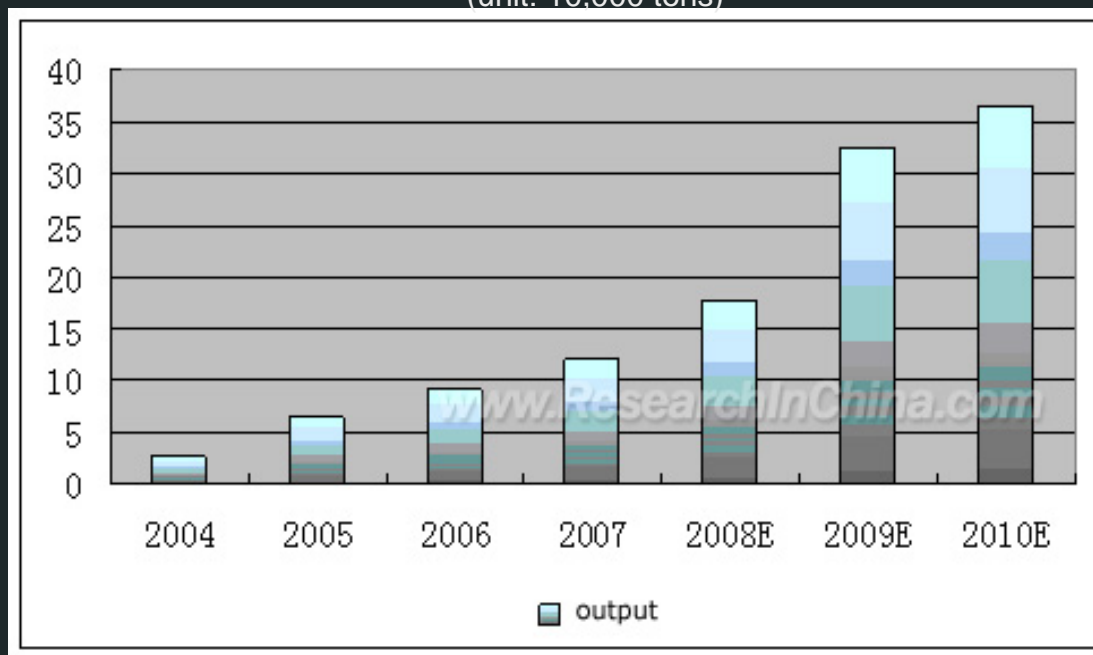


Source: ResearchInChina

- BDO's high gross profit margin has stimulated quite a few manufacturers to expand the production capacity. This report estimates China's BDO capacity expansion and also predicts its output in the period 2008-2010, based on the information of key BDO producers regarding their capacity expansion projects and the timing to bring the projects into operation.

Statistics and Forecast of China BDO Output, 2004-2010

(unit: 10,000 tons)



Source: ResearchInChina

- Based on the authoritative statistics from the National Bureau of Statistics of China and the General Administration of Customs of China, notice of listed companies, this report makes analysis of the current situation of China's BDO industry and a forecast of its future development. Moreover, the report also analyzes China's nine key BDO producers regarding their manufacturing technology, production capacity and capacity expansion plans.



Table of Contents

- 1. Overview of China's BDO Industry
 - 1.1 Introduction of BDO
 - 1.2 BDO processing technique
 - 1.3 Overview of China's BDO industry in 2007
- 2. China BDO Supply, 2007-2008
 - 2.1 China's BDO production in 2007
 - 2.1 Production capacity and forecast, 2007-2010
 - 2.3 China BDO Supply, 2007-2010
- 3. China's BDO Demand, 2007-2008
 - 3.1 China BDO Demand in downstream sector, 2007-2008
 - 3.1.1 THF/PTMEG demand for BDO
 - 3.1.2 GBL demand for BDO, 2007-2008
 - 3.1.3 PBT demand for BDO, 2007-2008
 - 3.1.4 PU Demand for BDO, 2007-2008
 - 3.1.5 Ranking of BDO downstream users by consumption in 2007
 - 3.2 China's BDO demand, 2007-2008
 - 3.3 China's BDO supply and demand, 2007-2008
 - 3.4 BDO price trend in China, 2007-2008
- 4. China's Import and Export of BDO, 2007-2008
 - 4.1 BDO Import, 2007-2008
 - 4.2 BDO Export, 2007-2008
 - 4.3 Development trend of BDO import and export

- 5. Key BDO Manufacturers in China
 - 5.1 Shanxi Sanwei Group Co, Ltd.
 - 5.1.1 Company profile
 - 5.1.2 Operation in 2007
 - 5.1.3 Financial indicators
 - 5.1.4 Competitive edge
 - 5.2 Shandong Jiatai Petrochemical Co., Ltd.
 - 5.2.1 Company profile
 - 5.2.2 BDO production
 - 5.2.3 Development trend of the company
 - 5.3 Sichuan Tianhua Co., Ltd.
 - 5.3.1 Company profile
 - 5.3.2 BDO production
 - 5.3.3 Development trend of the company
 - 5.4 Dahua Group Dalian Chemical Industry Co, Ltd.
 - 5.4.1 Company profile
 - 5.4.2 Operation in 2007
 - 5.4.3 Financial indicators
 - 5.4.4 Development trend of the company
 - 5.5 MARKOR Group
 - 5.5.1 Company profile
 - 5.5.2 BDO production
 - 5.5.3 Development trend of the company
 - 5.6 Yunnan Yunwei Group Co., Ltd.
 - 5.6.1 Company profile
 - 5.6.2 Operation in 2007
 - 5.6.3 Financial indicators in 2007
 - 5.6.4 Development trend of the company
 - 5.7 China National Bluestar (Group) Corporation
 - 5.7.1 Company profile
 - 5.7.2 BDO production
 - 5.7.3 Development trend of the company
 - 5.8 Fujian Meizhouwan chlor-alkali Industry Co., Ltd.
 - 5.8.1 Company profile
 - 5.8.2 BDO production
 - 5.8.3 Development trend of the company
 - 5.9 Daqing Oilfield
 - 5.9.1 Company profile
 - 5.9.2 BDO production
 - 5.9.3 Development trend of the company
- 6. Development Trend of China's BDO Industry

Selected Charts

- China's BDO consumption structure
- China's BDO production structure in 2007
- BDO output and forecast in China, 2004-2010 (unit: 10,000 tons)
- China's supply and demand of PTMEG, 2005-2009 (unit: 10,000 tons)
- Demand and growth rate of urethane elastic fiber, 2002-2009 (unit: 10,000 tons)
- China's demand for BDO, 2004-2010 (unit: 10,000 tons)
- Output and demand of BDO in China, 2004-2010 (unit: 10,000 tons)
- Ex-work price of BDO, 2006-Mar. 2008 (unit: Yuan/ton)
- Ex-work price of PTMEG, 2006-Mar. 2008 (unit: yuan/ton)
- China's import of BDO, 2004-2008 (unit: 10,000 tons)
- Comparison of import volume between BDO and its derivatives in each month, 2005-2008 (unit: ton)
- Self-sufficiency of BDO and its forecast
- Sales revenue structure of Shanxi Sanwei Group Co, Ltd. in 2007
- Profit structure of Shanxi Sanwei Group Co, Ltd. in 2007

- Key operation statistics of Shanxi Sanwei Group Co, Ltd., 2003-2007 (unit: CNY10,000)
Advantages and disadvantages of main BDO manufacturing methods
China's BDO devices and plan for BDO capacity expansion, 2008-2010
Construction of China's PTMEG projects (unit: 10,000 tons)
Ranking of BDO downstream users in 2007
List of import volume and import value, Jan.-Dec. 2007 (unit: ton, CNY 10,000)
Profitability of Shanxi Sanwei Group Co, Ltd., 2003-2007
Operating ability of Shanxi Sanwei Group Co, Ltd., 2003-2007
Debt-paying ability of Shanxi Sanwei Group Co, Ltd., 2003-2007
Growth ability of Shanxi Sanwei Group Co, Ltd., 2003-2007
Key operation statistics of Dahua Group Dalian Chemical Industry Co, Ltd. (unit: CNY10,000)
Profitability of Dahua Group Dalian Chemical Industry Co, Ltd., 2003-2007
Operating ability of Dahua Group Dalian Chemical Industry Co, Ltd., 2003-2007
Debt-paying ability of Dahua Group Dalian Chemical Industry Co, Ltd., 2003-2007
Growth ability of Dahua Group Dalian Chemical Industry Co, Ltd., 2003-2007
Operation of Yunnan Yunwei Group Co., Ltd. in 2007 (unit: CNY10,000)

How to Order

Product details			How to Order
	USD	File	By email: report@researchinchina.com
Single User	1,200	PDF	By fax: 86-10-82600829
Enterprise Wide	1,800	PDF	
Publication date: Apr 2008			By online: www.researchinchina.com
For more information, please call our office in Beijing, China: Tel: 86-10-82600828 Website: www.researchinchina.com			