

# **Investment Report of China Construction Material Industry, 2000-2008**

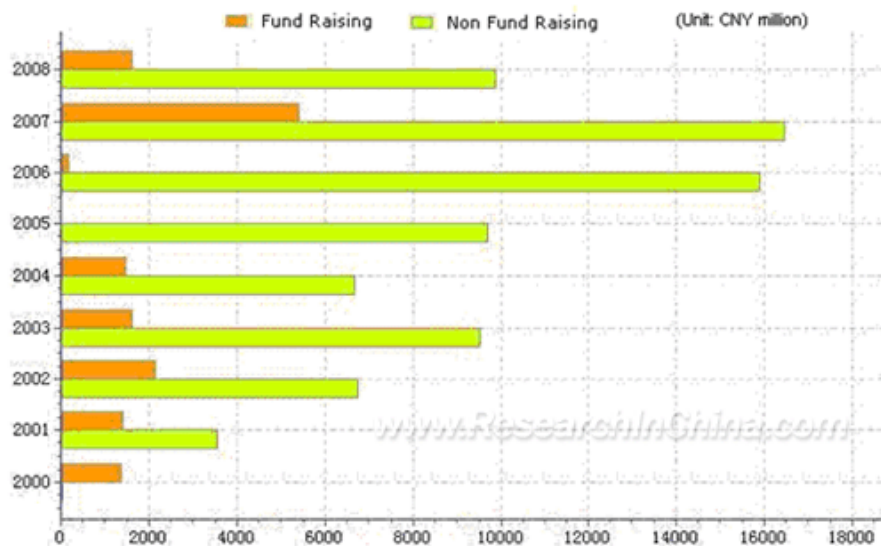
## **Abstract**

**This report makes an in-depth analysis on all investment projects financed by 40 listed construction material companies from 2000 to 2008, and then sums up investment trend of China's construction material industry and investment characteristics and trend of the listed companies.**

**Since 2000, project investment of China listed construction material companies has continued expanding. From 2000 to 2005, the investment growth maintained stable, while in 2006, such investment increased greatly, boosted by the booming cement industry. The year of 2007 kept the good momentum of rapid growth, and this year will continue to maintain the good development trend. It will be the focus of development in the next few years to eliminate obsolete production capacity and to practice energy-saving and environment protection.**

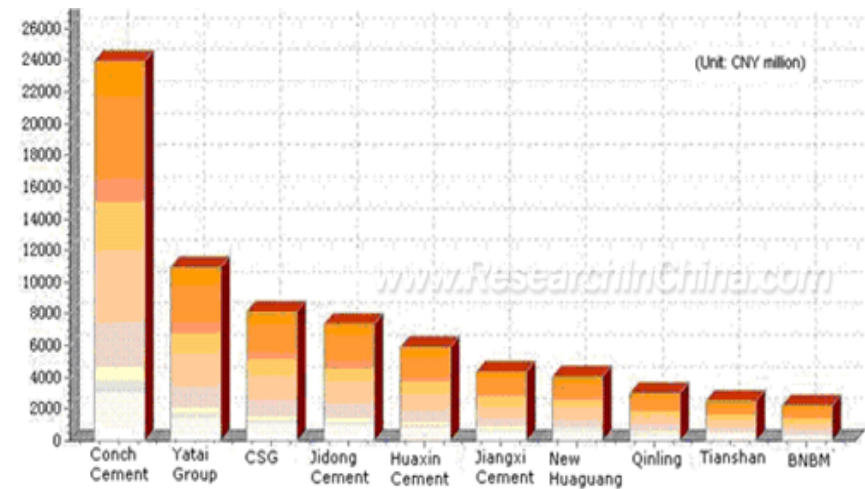
**Since 2000, Anhui Conch Cement Co. has ranked the first in terms of investment consecutively among China's listed construction material companies with a total investment of nearly CNY24 billion. Since 2006, the company has maintained a rapid growth in investment to continuously expand production capacity and build new production line, which has further strengthened its leading position in the industry. The No. 2 to No.4 in the rank are Yatai Cement Group Co., CSG Holding Co. and Jidong Cement Co. and their investment range from CNY7 to CNY11 billion.**

**Annual Investment of Listed Construction Material Companies, 2000-1H2008**



Source: ResearchInChina

**Top 10 of China Listed Construction Material Firms in Terms of Investment, 2000-2008**

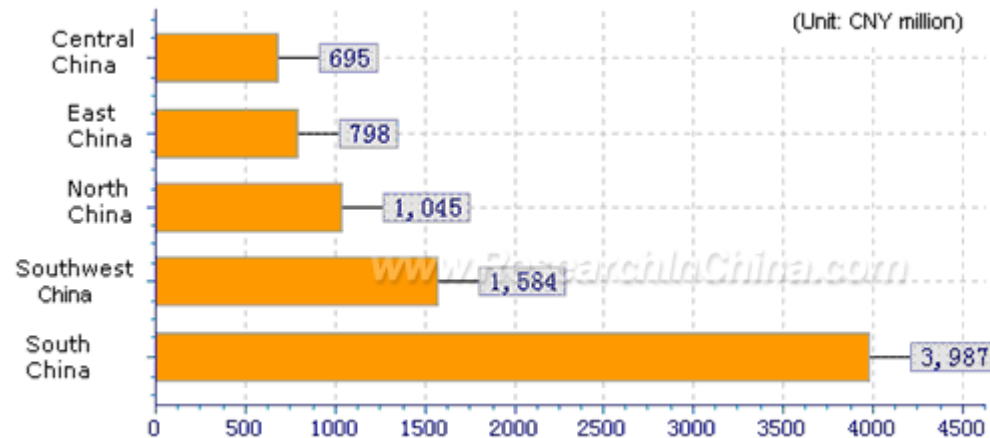


Source: ResearchInChina

## Investment Characteristics of the company of CSG

- **Main business:** high-end float glass sheet, engineering glass, fine glass, car glass, new electronic components
- Its investment is relatively scattered and South China has the largest part of investment. Since 2002, its investment has increased year by year. Business diversification and high-tech industry is the development trend of CSG Holding Co.
- In 2007, the company developed ultra clear float glass with independent intellectual property rights by taking use of its advanced technical advantage in production of high-end float glass. In both 2007 and 2008, it expanded its production capacity consecutively in its engineering glass project in Dongguan, energy-saving glass project in Tianjin and engineering glass project in Wujiang. Its solar glass project in Dongguan, float glass project and fine glass project in Chengdu will be put into full production in 2008.
- In the future, the company will further focus on the production of float glass, engineering glass, fine glass and solar glass so as to raise its core competitive edge. Rises in production cost driven by skyrocketing oil prices and real estate and auto market downturn at home will have a relatively big impact on the company in the second half of 2008. The company will make great efforts to develop energy-saving engineering glass in the future.

Investment Distribution of CSG by Region, 2000-2008



Source: ResearchInChina

Note: When you purchase this report, we can update the data to the most recent quarter

# Table of Content

- **1. Investment Direction of Construction Material Industry**
  - 1.1 Overview
  - 1.2 Investment Characteristics
- **2. Investment Direction of Listed Glass Companies**
  - 2.1 Investment Projects of CSG Holding Co.
    - 2.1.1 Investment Direction
    - 2.1.2 Investment Characteristics
  - 2.2 Investment Projects of Hubei New Huaguang Materials Co.
    - 2.2.1 Investment Direction
    - 2.2.2 Investment Characteristics
  - 2.3 Investment Projects of Hubei Sanxia New Building Materials Co.
    - 2.3.1 Investment Direction
    - 2.3.2 Investment Characteristics
  - 2.4 Investment Projects of Anhui Fangxing Science & Technology Co.
    - 2.4.1 Investment Direction
    - 2.4.2 Investment Characteristics
  - 2.5 Investment Projects of Shandong Jinjing Science & Technology Stock Co.
    - 2.5.1 Investment Direction
    - 2.5.2 Investment Characteristics
  - 2.6 Investment Projects of Shanghai Lengguang Industrial Co.
    - 2.6.1 Investment Direction
    - 2.6.2 Investment Characteristics
  - 2.7 Investment Projects of China Yaohua Glass Group Co.
    - 2.7.1 Investment Direction
    - 2.7.2 Investment Characteristics
  - 2.8 Investment Projects of Shanghai Yaohua Pilkington Glass Co.
    - 2.8.1 Investment Direction
    - 2.8.2 Investment Characteristics
  - 2.9 Investment Projects of Luoyang Glass Co
    - 2.9.1 Investment Direction
    - 2.9.2 Investment Characteristics
- **3. Investment Direction of Listed Ceramics Companies**
  - 3.1 Investment Projects of Chongqing Swell Holding (Group) Co.
    - 3.1.1 Investment Direction
    - 3.1.2 Investment Characteristics
  - 3.2 Investment Projects of Jiangsu Gaochun Co.
    - 3.2.1 Investment Direction
    - 3.2.2 Investment Characteristics
  - 3.3 Investment Projects of Shanghai CIMIC Tile Co.
    - 3.3.1 Investment Direction
    - 3.3.2 Investment Characteristics
  - 3.4 Investment Projects of Tangshan Ceramic Stock Co.
    - 3.4.1 Investment Direction
    - 3.4.2 Investment Characteristics
- **4. Investment Direction of Listed Cement Companies**
  - 4.1 Investment Projects of Datong Cement Co.
    - 4.1.1 Investment Direction
    - 4.1.2 Investment Characteristics
  - 4.2 Investment Projects of Sichuan Shuangma Cement Co.
    - 4.2.1 Investment Direction
    - 4.2.2 Investment Characteristics
  - 4.3 Investment Projects of Henan Tongli Cement Co.
    - 4.3.1 Investment Direction
    - 4.3.2 Investment Characteristics
  - 4.4 Investment Projects of Jidong Cement Co.
    - 4.4.1 Investment Direction
    - 4.4.2 Investment Characteristics
  - 4.5 Investment Projects of Anhui Chaodong Cement Co.
    - 4.5.1 Investment Direction
    - 4.5.2 Investment Characteristics
  - 4.6 Investment Projects of Jiangxi Cement Co.
    - 4.6.1 Investment Direction
    - 4.6.2 Investment Characteristics
  - 4.7 Investment Projects of Tianshan Cement Co.
    - 4.7.1 Investment Direction

- 4.7.2 Investment Characteristics
- 4.8 Investment Projects of Taiyuan Lionhead Cement Co.
  - 4.8.1 Investment Direction
  - 4.8.2 Investment Characteristics
- 4.9 Investment Projects of Shaanxi QinLing Cement Co.
  - 4.9.1 Investment Direction
  - 4.9.2 Investment Characteristics
- 4.10 Investment Projects of Xishui Strong Year Co.
  - 4.10.1 Investment Direction
  - 4.10.2 Investment Characteristics
- 4.11 Investment Projects of Sichuan Golden Summit (Group ) Joint-stock Co.
  - 4.11.1 Investment Direction
  - 4.11.2 Investment Characteristics
- 4.12 Investment Projects of Xinjiang Qingsong Cement (Group) Co.
  - 4.12.1 Investment Direction
  - 4.12.2 Investment Characteristics
- 4.13 Investment Projects of NingXia SaiMa Industrial Co.
  - 4.13.1 Investment Direction
  - 4.13.2 Investment Characteristics
- 4.14 Investment Projects of Fujian Cement Inc
  - 4.14.1 Investment Direction
  - 4.14.2 Investment Characteristics
- 4.15 Investment Projects of Hebei Taihang Cement Co.
  - 4.15.1 Investment Direction
  - 4.15.2 Investment Characteristics
- 4.16 Investment Projects of Anhui Conch Cement Co.
  - 4.16.1 Investment Direction
  - 4.16.2 Investment Characteristics
- 4.17 Investment Projects of Yatai Cement Group Co.
  - 4.17.1 Investment Direction
  - 4.17.2 Investment Characteristics
- 4.18 Investment Projects of Gansu Qilianshan Cement Group Co.
  - 4.18.1 Investment Direction
  - 4.18.2 Investment Characteristics
- 4.19 Investment Projects of Huaxin Cement Co.
  - 4.19.1 Investment Direction
  - 4.19.2 Investment Characteristics
- **5. Investment Direction of Other Listed Construction Material Companies**
  - 5.1 Investment Projects of Hunan Ginde Development Co.
    - 5.1.1 Investment Direction
    - 5.1.2 Investment Characteristics
  - 5.2 Investment Projects of Zhejiang Dongliang New Building Materials Co.
    - 5.2.1 Investment Direction
    - 5.2.2 Investment Characteristics
  - 5.3 Investment Projects of Zhejiang Dehua TB New Decoration Material Co.
    - 5.3.1 Investment Direction
    - 5.3.2 Investment Characteristics
  - 5.4 Investment Projects of Wuhu Conch Profiles and Science Co.
    - 5.4.1 Investment Direction
    - 5.4.2 Investment Characteristics
  - 5.5 Investment Projects of Xinjiang Guotong Pipeline Co.
    - 5.5.1 Investment Direction
    - 5.5.2 Investment Characteristics
  - 5.6 Investment Projects of Beijing New Building Materials (BNBM) Co.
    - 5.6.1 Investment Direction
    - 5.6.2 Investment Characteristics
  - 5.7 Investment Projects of Ruitai Materials Technology Co.
    - 5.7.1 Investment Direction
    - 5.7.2 Investment Characteristics
  - 5.8 Investment Projects of Shenzhen Sanxin Special Glass Technology Co.
    - 5.8.1 Investment Direction
    - 5.8.2 Investment Characteristics

## Selected Charts

Annual Investment of Listed Construction Material Companies, 2000-2008  
Investment of Listed Construction Material Companies (by Region), 2000-2008  
Investment Distribution of Listed Firms in the Industry (by Region), 2000-1H2008  
Top 10 Regions in Terms of Investment of Listed Firms in the Industry, 2000-2008  
Investment Distribution of Listed Firms in the Industry (by Region), 2000-1H2008  
Top 10 Companies in Terms of Investment (by Investment Purpose), 2000-2008  
Top 10 Firms in Terms of Investment Distribution (by Investment Purpose), 2000-1H2008  
Investment of Listed Construction Material Companies by Segmented Industry, 2000-2008  
Investment Distribution of Listed Companies by Segmented Industry, 2000-1H2008  
Top 10 Companies in Terms of Investment in the Industry, 2000-1H2008  
Non Fund Raising Investment of Listed Construction Material Companies, 2006Q1-2008Q2  
Non Fund Raising Investment of Listed Companies by Region, 2006Q1-2008Q2  
Top 5 Regions in Terms of Non Fund Raising Investment, 2006Q1-2008Q2  
Top 5 Companies in Terms of Non Fund Raising Investment, 2006Q1-2008Q2  
Top 5 Firms in Terms of Non Fund Raising Investment by Segmented Industry, 2006Q1-2008Q2  
Annual Investment of CSG Holding Co., 2000-2008  
CSG Holding Investment by Region, 2000-2008  
CSG Holding Investment Distribution by Investment Purpose, 2000-2008  
CSG Holding Investment by Main Investment Purpose, 2000-2008  
CSG Holding Investment Distribution by Segmented Industry, 2000-2008  
CSG Holding Investment by Main Segmented Industries, 2000-2008  
CSG Holding Main Investment Projects, 2000-2008  
CSG Holding Latest Investment Projects, 2000-2008  
CSG Holding Main M & A Projects, 2000-2008  
Annual Investment of Hubei New Huaguang Materials Co., 2000-2008  
New Huaguang Investment by Region, 2000-2008  
New Huaguang Investment Distribution by Investment Purpose, 2000-2008

New Huaguang Investment by Main Investment Purpose, 2000-2008  
New Huaguang Investment Distribution by Segmented Industry, 2000-2008  
New Huaguang Investment by Main Segmented Industries, 2000-2008  
New Huaguang Main Investment Projects, 2000-2008  
New Huaguang Latest Investment Projects, 2000-2008  
New Huaguang Main M & A Projects, 2000-2008  
Annual Investment of Hubei Sanxia New Building Materials Co., 2000-2008  
Hubei Sanxia Investment by Region, 2000-2008  
Hubei Sanxia Investment Distribution by Investment Purpose, 2000-2008  
Hubei Sanxia Investment by Main Investment Purpose, 2000-2008  
Hubei Sanxia Investment Distribution by Segmented Industry, 2000-2008  
Hubei Sanxia Investment by Main Segmented Industries, 2000-2008  
Hubei Sanxia Main Investment Projects, 2000-2008  
Hubei Sanxia Latest Investment Projects, 2000-2008  
Hubei Sanxia Main M & A Projects, 2000-2008  
Annual Investment of Anhui Fangxing Science & Technology Co., 2000-2008  
Anhui Fangxing Investment by Region, 2000-2008  
Anhui Fangxing Investment Distribution by Investment Purpose, 2000-2008  
Anhui Fangxing Investment by Main Investment Purpose, 2000-2008  
Anhui Fangxing Investment Distribution by Segmented Industry, 2000-2008  
Anhui Fangxing Investment by Main Segmented Industries, 2000-2008  
Anhui Fangxing Main Investment Projects, 2000-2008  
Anhui Fangxing Latest Investment Projects, 2000-2008  
Anhui Fangxing Main M & A Projects, 2000-2008  
Annual Investment of Shandong Jinjing Science & Technology Stock Co., 2000-2008  
Shandong Jinjing Investment by Region, 2000-2008  
Shandong Jinjing Investment Distribution by Investment Purpose, 2000-2008  
Shandong Jinjing Investment by Main Investment Purpose, 2000-2008

Shandong Jinjing Investment Distribution by Segmented Industry, 2000-2008  
Shandong Jinjing Investment by Main Segmented Industries, 2000-2008  
Shandong Jinjing Main Investment Projects, 2000-2008  
Shandong Jinjing Latest Investment Projects, 2000-2008  
Shandong Jinjing Main M & A Projects, 2000-2008  
Annual Investment of Shanghai Lengguang Industrial Co., 2000-2008  
Shanghai Lengguang Investment by Region, 2000-2008  
Shanghai Lengguang Investment Distribution by Investment Purpose, 2000-2008  
Shanghai Lengguang Investment by Main Investment Purpose, 2000-2008  
Shanghai Lengguang Investment Distribution by Segmented Industry, 2000-2008  
Shanghai Lengguang Investment by Main Segmented Industries, 2000-2008  
Shanghai Lengguang Main Investment Projects, 2000-2008  
Shanghai Lengguang Latest Investment Projects, 2000-2008  
Shanghai Lengguang Main M & A Projects, 2000-2008  
Annual Investment of China Yaohua Glass Group Co., 2000-2008  
Yaohua Glass Investment by Region, 2000-2008  
Yaohua Glass Investment Distribution by Investment Purpose, 2000-2008  
Yaohua Glass Investment by Main Investment Purpose, 2000-2008  
Yaohua Glass Investment Distribution by Segmented Industry, 2000-2008  
Yaohua Glass Investment by Main Segmented Industries, 2000-2008  
Yaohua Glass Main Investment Projects, 2000-2008  
Yaohua Glass Latest Investment Projects, 2000-2008  
Yaohua Glass Main M & A Projects, 2000-2008  
Annual Investment of Shanghai Yaohua Pilkington Glass Co., 2000-2008  
Yaohua Pilkington Glass Investment by Region, 2000-2008





## How to Buy

Product details			How to Order
Single user	USD	File	By email: report@researchinchina.com
	2,500	PDF	By fax: 86-10-82600829
Enterprisewide	3,800	PDF	By online: www.researchinchina.com
Publication date: July 2008			
For more information, call our office in Beijing, China: Tel: 86-10-82600828 Website: www.researchinchina.com			