

Investment Report of China Retail Industry, 2000-2008

Abstract

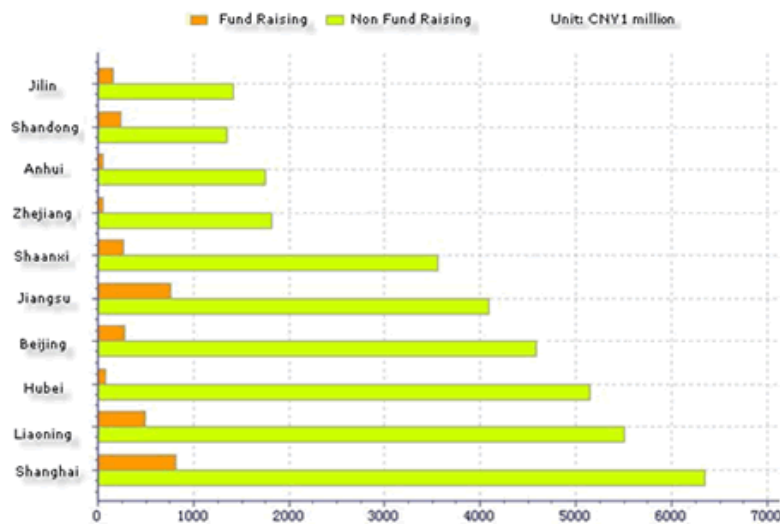
China's total retail sales of consumer goods in May of 2008 reached CNY870.4 billion, up 21.6% year on year. Of which, the retail sales of China's wholesale and retail sale industry hit CNY737.2 billion, rising 21.8% compared to the same period a year earlier. China's accumulated retail sales in the first five months of this year totaled CNY4.2401 trillion, increasing by 21.1% year on year. China's consumption growth still remained at a high level in recent years, even if the growth once had experienced a slight decline after China suffered the snow disaster and earthquake. It is forecasted that the consumption growth rate won't have a big fall in a certain period of time in the future, and China's retail industry is still in the golden period of development.

The report makes an in-depth analysis on all investment projects financed by 45 listed companies in China's retail industry, and makes a summary on investment trend of China's retail industry as well as investment characteristics and trend of all the listed companies.

The investment of the listed retail companies has increased gradually and steadily in recent years. In 2007, the investment reached the summit, surpassing CNY11.7 billion. The investment projects are always financed mainly by non fund raising, so it can be seen that the listed retail companies have a strong self-financing capability and they don't rely on the stock market to raise fund.

Shanghai is the place with the most investment in retail industry, ranking the first in China in terms of both fund raising investment and non fund raising investment. This shows that the listed companies give more confidence to the market in Shanghai, followed by Liaoning Province, Hubei Province, Beijing and Jiangsu Province in terms of investment amount.

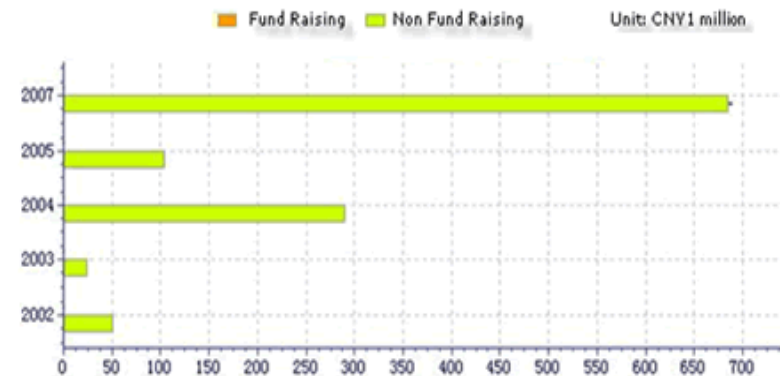
China Top 10 Province/Municipality in Terms of Investment of Stock Listed Retail Companies, 2000-2008



Source: ResearchInChina

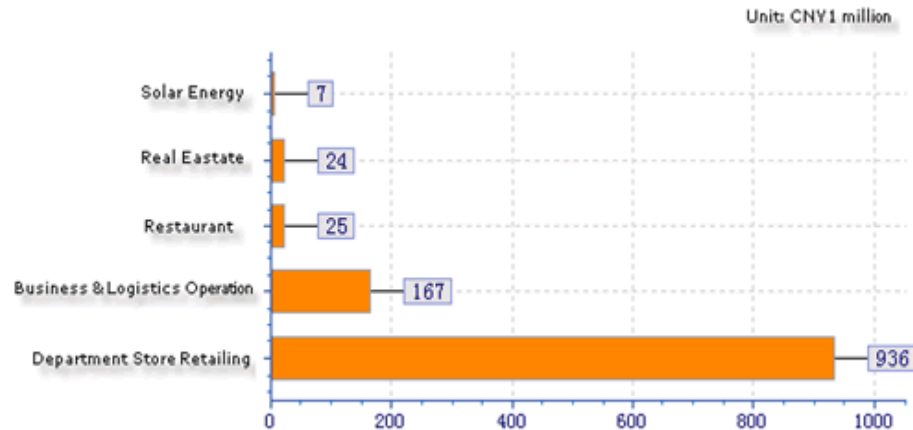
The report summarizes the project investment of the 45 listed retail companies, like Beijing Wangfujing Department Store (Group) Co., Ltd.

Annual Investment of the company of Wangfujing, 2000-2007



Source: ResearchInChina

Investment Distribution of Wangfujing by Segments, 2000-2008



Source: ResearchInChina

Investment Characteristics of Wangfujing:

- Its main business is the operation and management of department store. It has 16 department stores, located in Beijing, Guangzhou, Wuhan, Chengdu, Baotou, Chongqing, Nanning, Hohhot, Luoyang, Changsha, Xining and Urumchi respectively.
- The stores in maturity include Chengdu Store, Beijing Department Store and Shuang'an Store. The stores in Baotou, Guangzhou, Changsha, Luoyang and Xining will be the star stores in the future, which will be the main source of rapid growth in the company's performance in the following three years. The rest is still in the early stage of development.
- Wangfujing will continue to expand its business scale in the future through operation mode of department store chain. The company opens 4-5 new stores annually.
- Since 2004, its number of investment projects has risen. Its investment is on the upward trend, and all projects are financed by non fund raising. In 2007, it had seven projects, of which the average investment was nearly CNY100 million, the peak in recent years. Its investment is mainly concentrated in North China.

Note: When you purchase this report, we can update the data to the most recent quarter.

Table of Content

- **1. Investment Direction of China Retail Industry**
 - 1.1 Overview of Retail Industry
 - 1.2 Investment Characteristics
- **2. Investment Direction of Listed Retail Companies**
 - 2.1 Sichuan Datong Gas Development Co., Ltd
 - 2.1.1 Investment Direction
 - 2.1.2 Investment Characteristics
 - 2.2 Qingdao Huaxin Industry Co., Ltd
 - 2.2.1 Investment Direction
 - 2.2.2 Investment Characteristics
 - 2.3 Shenzhen International Enterprise Co., Ltd
 - 2.3.1 Investment Direction
 - 2.3.2 Investment Characteristics
 - 2.4 Hefei Department Store Group Co., Ltd
 - 2.4.1 Investment Direction
 - 2.4.2 Investment Characteristics
 - 2.5 Changsha Tongcheng Holdings Co., Ltd
 - 2.5.1 Investment Direction
 - 2.5.2 Investment Characteristics
 - 2.6 Wuhan Department Store Group Co., Ltd
 - 2.6.1 Investment Direction
 - 2.6.2 Investment Characteristics
 - 2.7 Xi'an Kaiyuan Holding Group Co., Ltd
 - 2.7.1 Investment Direction
 - 2.7.2 Investment Characteristics

- 2.8 Kunming Sinobright (Group) Co., Ltd
 - 2.8.1 Investment Direction
 - 2.8.2 Investment Characteristics
- 2.9 Xi'an Minsheng Group Co., Ltd
 - 2.9.1 Investment Direction
 - 2.9.2 Investment Characteristics
- 2.10 Dalian Friendship Group Co., Ltd
 - 2.10.1 Investment Direction
 - 2.10.2 Investment Characteristics
- 2.11 Chung Shing Bank
 - 2.11.1 Investment Direction
 - 2.11.2 Investment Characteristics
- 2.12 Wuhan Zhongnan Commercial Group Co. Ltd
 - 2.12.1 Investment Direction
 - 2.12.2 Investment Characteristics
- 2.13 Baoji Department Store (Group) Co., Ltd
 - 2.13.1 Investment Direction
 - 2.13.2 Investment Characteristics
- 2.14 Beijing Hualian Department Store Co., Ltd
 - 2.14.1 Investment Direction
 - 2.14.2 Investment Characteristics
- 2.15 Guangzhou Friendship Co., Ltd
 - 2.15.1 Investment Direction
 - 2.15.2 Investment Characteristics
- 2.16 Nanjing Central Emporium Co., Ltd
 - 2.16.1 Investment Direction
 - 2.16.2 Investment Characteristics

- 2.17 Shenyang Commercial City Co., Ltd
 - 2.17.1 Investment Direction
 - 2.17.2 Investment Characteristics
- 2.18 Wuxi Commercial Mansion Grand Orient Co., Ltd
 - 2.18.1 Investment Direction
 - 2.18.2 Investment Characteristics
- 2.19 Hainan Zhuxin Investment Co., Ltd
 - 2.19.1 Investment Direction
 - 2.19.2 Investment Characteristics
- 2.20 New World Development Co., Ltd
 - 2.20.1 Investment Direction
 - 2.20.2 Investment Characteristics
- 2.21 Shanghai Bailian Group Co., Ltd
 - 2.21.1 Investment Direction
 - 2.21.2 Investment Characteristics
- 2.22 Shanghai Yuyuan Tourist Mart Co., Ltd
 - 2.22.1 Investment Direction
 - 2.22.2 Investment Characteristics
- 2.23 Nanjing Xijiekou Department Store Co., Ltd
 - 2.23.1 Investment Direction
 - 2.23.2 Investment Characteristics
- 2.24 Fujian Dongbai (Group) Co., Ltd
 - 2.24.1 Investment Direction
 - 2.24.2 Investment Characteristics
- 2.25 Dashang Group Co., Ltd
 - 2.25.1 Investment Direction
 - 2.25.2 Investment Characteristics

- 2.26 Changchun Eurasia Group Co., Ltd
 - 2.26.1 Investment Direction
 - 2.26.2 Investment Characteristics
- 2.27 Nanning Department Store Co., Ltd
 - 2.27.1 Investment Direction
 - 2.27.2 Investment Characteristics
- 2.28 Beijing Xidan Market Co., Ltd
 - 2.28.1 Investment Direction
 - 2.28.2 Investment Characteristics
- 2.29 Chongqing Department Store Co., Ltd
 - 2.29.1 Investment Direction
 - 2.29.2 Investment Characteristics
- 2.30 Lanzhou Minbai Group Co., Ltd
 - 2.30.1 Investment Direction
 - 2.30.2 Investment Characteristics
- 2.31 Xinjiang Friendship Group Co., Ltd
 - 2.31.1 Investment Direction
 - 2.31.2 Investment Characteristics
- 2.32 Yinchuan Xinhua Department Store Co., Ltd
 - 2.32.1 Investment Direction
 - 2.32.2 Investment Characteristics
- 2.33 gzhou Jiebai Group Co., Ltd
 - 2.33.1 Investment Direction
 - 2.33.2 Investment Characteristics
- 2.34 Tianjin Quanye Bazaar (Group) Co., Ltd
 - 2.34.1 Investment Direction
 - 2.34.2 Investment Characteristics

2.35 Chengshang Group Co., Ltd

2.35.1 Investment Direction

2.35.2 Investment Characteristics

2.36 Sunny Loan Top Co., Ltd

2.36.1 Investment Direction

2.36.2 Investment Characteristics

2.37 Shanghai Join Buy o., Ltd

2.37.1 Investment Direction

2.37.2 Investment Characteristics

2.38 Changchun Department Store Co., Ltd

2.38.1 Investment Direction

2.38.2 Investment Characteristics

2.39 Beijing Wangfujing Department Store (Group) Co., Ltd

2.39.1 Investment Direction

2.39.2 Investment Characteristics

2.40 Beijing Urban-Rural Trade Centre Co., Ltd

2.40.1 Investment Direction

2.40.2 Investment Characteristics

2.41 Baida Group Co., Ltd

2.41.1 Investment Direction

2.41.2 Investment Characteristics

2.42 Harbin Churin Group Jointstock Co., Ltd

2.42.1 Investment Direction

2.42.2 Investment Characteristics

2.43 Wuhan Hanshang Group Co., Ltd

2.43.1 Investment Direction

2.43.2 Investment Characteristics

2.44 Silver Plaza Group Co., Ltd

2.44.1 Investment Direction

2.44.2 Investment Characteristics

2.45 Guangzhou Grandbuy Co. Ltd

2.45.1 Investment Direction

2.45.2 Investment Characteristics

Selected Charts

Annual Investment of China Listed Retail Companies, 2000-2008
Investment of China Listed Retail Companies by Region, 2000-2008
Investment Distribution of Listed Firms in the Industry by Region, 2000-1H2008
Top 10 Regions in Terms of Investment of Listed Companies, 2000-2008
Investment Distribution of Listed Firms by Province/Municipality, 2000-1H2008
Top 10 Companies in Terms of Investment by Investment Purpose, 2000-2008
Top 10 Firms in Terms of Investment Distribution by Purpose, 2000-1H2008
Investment of Listed Companies in the Industry by Segmented Industry, 200-2008
Investment Distribution of Listed Firms by Segmented Industry, 2000-1H2008
Top 10 Companies in Terms of Investment of Listed Firms, 2000-1H2008
Non Fund Raising Investment of Listed Firms in the Industry, 1Q2006-2Q2008
Non Fund Raising Investment of Listed Firms by Region, 1Q2006-1Q2008
Top 5 Regions in Terms of Non Fund Raising Investment, 1Q2006-2Q2008
Top 5 Companies in Terms of Non Fund Raising Investment, 1Q2006-2Q2008
Top 5 Firms in Terms of Non Fund Raising Investment (by Segmented Industry), 1Q2006-2Q2008
Annual Investment of Sichuan Datong Gas Development Co., Ltd, 2000-2008
Datong Gas Investment by Region, 2000-2008
Datong Gas Investment Distribution by Investment Purpose, 2000-2008
Datong Gas Investment by Main Investment Purpose, 2000-2008
Datong Gas Investment Distribution by Segmented Industry, 2000-2008
Datong Gas Investment by Main Segmented Industry, 2000-2008
Datong Gas Main Investment Projects, 2000-2008

Datong Gas Latest Investment Projects, 2000-2008
Datong Gas Main M & A Projects, 2000-2008
Annual Investment of Qingdao Huaxin Industry Co., Ltd, 2000-2008
Huaxin Industry Investment by Region, 2000-2008
Huaxin Industry Investment Distribution by Investment Purpose, 2000-2008
Huaxin Industry Investment by Main Investment Purpose, 2000-2008
Huaxin Industry Investment Distribution by Segmented Industry, 2000-2008
Huaxin Industry Investment by Main Segmented Industry, 2000-2008
Huaxin Industry Main Investment Projects, 2000-2008
Huaxin Industry Latest Investment Projects, 2000-2008
Huaxin Industry Main M & A Projects, 2000-2008
Annual Investment of Shenzhen International Enterprise Co., Ltd, 2000-2008
SIEC Investment by Region, 2000-2008
SIEC Investment Distribution by Investment Purpose, 2000-2008
SIEC Investment by Main Investment Purpose, 2000-2008
SIEC Investment Distribution by Segmented Industry, 2000-2008
SIEC Investment by Main Segmented Industry, 2000-2008
SIEC Main Investment Projects, 2000-2008
SIEC Latest Investment Projects, 2000-2008
SIEC Main M & A Projects, 2000-2008
Annual Investment of Hefei Department Store Group Co., Ltd, 2000-2008
HDSGC Investment by Region, 2000-2008

HDSGC Investment Distribution by Investment Purpose, 2000-2008
HDSGC Investment by Main Investment Purpose, 2000-2008
HDSGC Investment Distribution by Segmented Industry, 2000-2008
HDSGC Investment by Main Segmented Industry, 2000-2008
HDSGC Main Investment Projects, 2000-2008
HDSGC Latest Investment Projects, 2000-2008
HDSGC Main M & A Projects, 2000-2008
Annual Investment of Changsha Tongcheng Holdings Co., Ltd, 2000-2008
Changsha Tongcheng Investment by Region, 2000-2008
Changsha Tongcheng Investment Distribution by Investment Purpose, 2000-2008
Changsha Tongcheng Investment by Main Investment Purpose, 2000-2008
Changsha Tongcheng Investment Distribution by Segmented Industry, 2000-2008
Changsha Tongcheng Investment by Main Segmented Industry, 2000-2008
Changsha Tongcheng Main Investment Projects, 2000-2008
Changsha Tongcheng Latest Investment Projects, 2000-2008
Changsha Tongcheng Main M & A Projects, 2000-2008
Annual Investment of Wuhan Department Store Group Co., Ltd, 2000-2008
WDSGC Investment by Region, 2000-2008
WDSGC Investment Distribution by Investment Purpose, 2000-2008
WDSGC Investment Distribution by Segmented Industry, 2000-2008
WDSGC Investment by Main Segmented Industry, 2000-2008
WDSGC Latest Investment Projects, 2000-2008
WDSGC Main M & A Projects, 2000-2008
Annual Investment of Xi'an Kaiyuan Holding Group Co., Ltd, 2000-2008
Xi'an Kaiyuan Investment by Region, 2000-2008
Xi'an Kaiyuan Investment Distribution by Investment Purpose, 2000-2008
Xi'an Kaiyuan Investment by Main Investment Purpose, 2000-2008

How to Buy

| Product details | | | How to Order |
|---|-------|------|---|
| Single user | USD | File | By email: report@researchinchina.com |
| | 2,800 | PDF | By fax: 86-10-82600829 |
| | 4,200 | PDF | By online: www.researchinchina.com |
| Publication date: July 2008 | | | |
| For more information, call our office in Beijing, China: Tel: 86-10-82600828 Website: www.researchinchina.com | | | |