

# Investment Report of China Financial Service Industry, 2000-2008

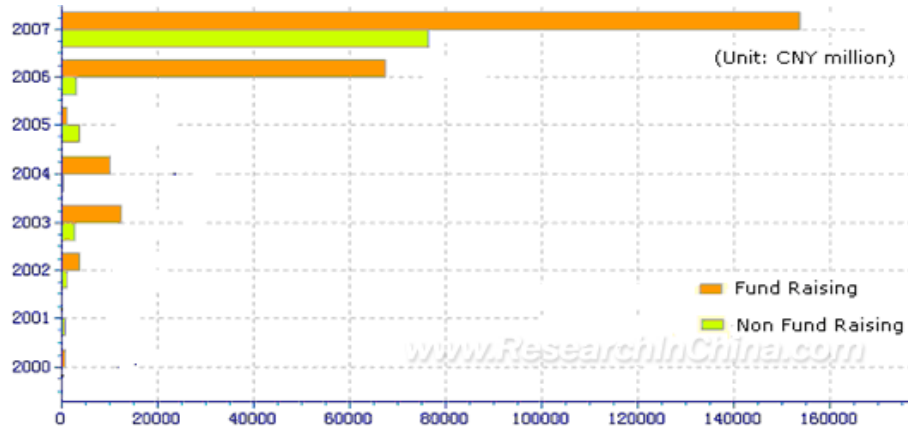
## Abstract

This report makes a thorough study on all investment projects financed by 32 listed companies from 2000 to 2008, and also makes a summary on investment trend of China's financial service industry and investment trend and features of the listed companies.

In the period 2000 to 2007, investment of China listed financial service companies experienced a stage of rise, fall and rise again. The amount of investment in the period 2000-2005 was far less than that in the period 2006-2007. The investment increased to CNY230.93 billion in 2007 from only CNY1.05 billion in 2000. The two factors to which such a surge in investment was attributed are as follows: firstly more financial companies went public after 2006; secondly, China's financial industry accelerated the pace of development.

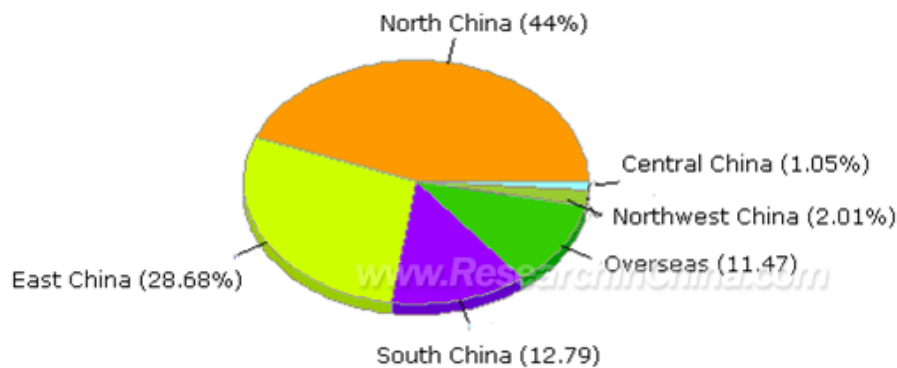
Since 2000, North China has attracted most of investment of China listed financial service companies, taking up 43.99% of the total investment. The major reason is that headquarters of most of China's financial institutions are located in Beijing, capital of China, followed by East China where Shanghai, China's financial hub, is located, taking up 26.68% of the total. It is worth noting that overseas investment of the listed companies amounts to 11.47% of the total, showing that China's financial companies are expanding beyond China gradually.

## Total Investment of China Stock Listed Financial Service Companies, 2000-2007



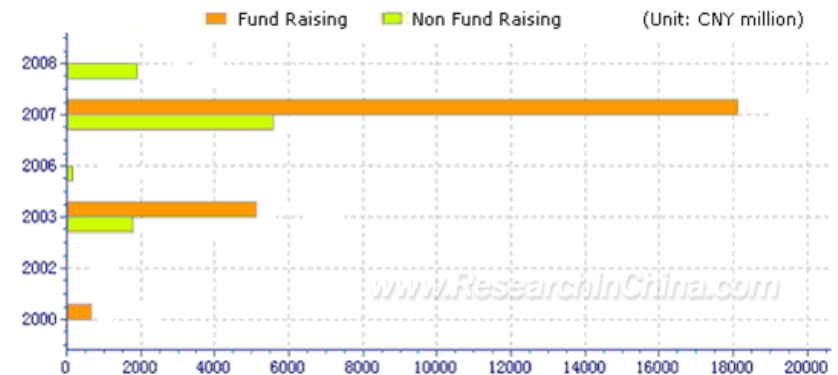
Source: ResearchInChina

## Investment Distribution of China Stock Listed Financial Service Companies (by Region), 2000-2008



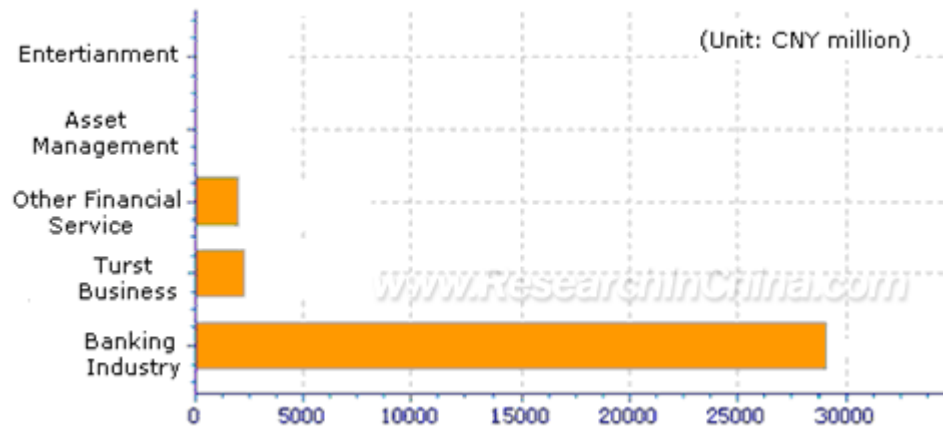
The report takes the China Minsheng Banking Corp., Ltd as an example to introduce the investment features of a single company.

## Annual Investment of China Minsheng Banking Corp., Ltd, 2000-2008H1



Source: ResearchInChina

## Investment Distribution of China Minsheng Banking Corp., Ltd (by Segments), 2000-2008



Source: ResearchInChina

## Investment characteristics of China Minsheng Banking Corp., Ltd:

- The company always has a stable investment in banking industry. In the past two years, it has increased its investment in banking industry, followed by investment in trust industry and financial leasing industry, but the amount of investment is far less than that in banking industry.
- Different from other companies, its investment is mainly focused on increasing capital of the company. Meanwhile it also invests quite frequently in purchasing property for its own use, covering many areas.
- Its investment in the future will concentrate on the development of intermediate business and the development of investment bank and asset management to achieve its strategic target of diversification development.

*Note: When you purchase this report, we can update the data to the most recent quarter.*

# Table of Content

- **1. Investment Orientation of China Financial Service Industry**
  - 1.1 Overview of The Industry
  - 1.2 Investment Characteristics
  - 1.3 Investment Trend And Forecast, 2008-2015
  
- **2. Investment Orientation Of Listed Insurance Companies**
  - 2.1 Investment Projects of China Ping An Insurance (Group) Co.
    - 2.1.1 Investment Orientation
    - 2.1.2 Investment Characteristics
  - 2.2 Investment Projects of China Life Insurance Co.
    - 2.2.1 Investment Orientation
    - 2.2.2 Investment Characteristics
  - 2.3 Investment Projects of China Pacific Insurance Co.
    - 2.3.1 Investment Orientation
    - 2.3.2 Investment Characteristics
  
- **3. Investment Orientation of Listed Trust Companies**
  - 3.1 Investment Projects of Shaanxi International Trust and Investment Co.
    - 3.1.1 Investment Orientation
    - 3.1.2 Investment Characteristics
  - 3.2 Investment Projects of Anxin Trust & Investment Co.
    - 3.2.1 Investment Orientation
    - 3.2.2 Investment Characteristics
  - 3.3 Investment Projects of Shanghai Aijian Co.
    - 3.3.1 Investment Orientation
    - 3.3.2 Investment Characteristics
  
- **4. Investment Orientation of Listed Banks**
  - 4.1 Investment Projects of Shanghai Pudong Development Bank
    - 4.1.1 Investment Orientation
    - 4.1.2 Investment Characteristics
  - 4.2 Investment Projects of Huaxia Bank Co.
    - 4.2.1 Investment Orientation
    - 4.2.2 Investment Characteristics
  - 4.3 Investment Projects of China Merchant Bank
    - 4.3.1 Investment Orientation
    - 4.3.2 Investment Characteristics
  - 4.4 Investment Projects of Industrial Bank
    - 4.4.1 Investment Orientation
    - 4.4.2 Investment Characteristics
  - 4.5 Investment Projects of Shenzhen Development Bank
    - 4.5.1 Investment Orientation
    - 4.5.2 Investment Characteristics
  - 4.6 Investment Projects of Bank of China
    - 4.6.1 Investment Orientation
    - 4.6.2 Investment Characteristics
  - 4.7 Investment Projects of CITIC Bank
    - 4.7.1 Investment Orientation
    - 4.7.2 Investment Characteristics
  - 4.8 Investment Projects of Minsheng Bank
    - 4.8.1 Investment Orientation
    - 4.8.2 Investment Characteristics
  - 4.9 Investment Projects of Bank of Nanjing
    - 4.9.1 Investment Orientation

- 4.9.2 Investment Characteristics
- 4.10 Investment Projects of Bank of Communications
  - 4.10.1 Investment Orientation
  - 4.10.2 Investment Characteristics
- 4.11 Investment Projects of Industrial and Commercial Bank of China
  - 4.11.1 Investment Orientation
  - 4.11.2 Investment Characteristics
- 4.12 Investment Projects of Bank of Beijing
  - 4.12.1 Investment Orientation
  - 4.12.2 Investment Characteristics
- 4.13 Investment Projects of Construction Bank
  - 4.13.1 Investment Orientation
  - 4.13.2 Investment Characteristics
- 4.14 Investment Projects of Bank of Ningbo
  - 4.14.1 Investment Orientation
  - 4.14.2 Investment Characteristics

- **5. Investment Orientation of Listed Securities Companies**

- 5.1 Investment Projects of Haitong Securities Co.
  - 5.1.1 Investment Orientation
  - 5.1.2 Investment Characteristics
- 5.2 Investment Projects of Guoyuan Securities Co.
  - 5.2.1 Investment Orientation
  - 5.2.2 Investment Characteristics
- 5.3 Investment Projects of Changjiang Securities Co.
  - 5.3.1 Investment Orientation
  - 5.3.2 Investment Characteristics

- 5.4 Investment Projects of SST Jiqi Securities Co.
  - 5.4.1 Investment Orientation
  - 5.4.2 Investment Characteristics
- 5.5 Investment Projects of ST Changyun Securities Co.
  - 5.5.1 Investment Orientation
  - 5.5.2 Investment Characteristics
- 5.6 Investment Projects of S Qianfeng Securities Co.
  - 5.6.1 Investment Orientation
  - 5.6.2 Investment Characteristics
- 5.7 Investment Projects of Liaoning Chengda Securities Co.
  - 5.7.1 Investment Orientation
  - 5.7.2 Investment Characteristics
- 5.8 Investment Projects of Hongyuan Securities Co.
  - 5.8.1 Investment Orientation
  - 5.8.2 Investment Characteristics
- 5.9 Investment Projects of Northeast Securities Co.
  - 5.9.1 Investment Orientation
  - 5.9.2 Investment Characteristics
- 5.10 Investment Projects of S Yanbianlu Securities Co.
  - 5.10.1 Investment Orientation
  - 5.10.2 Investment Characteristics
- 5.11 Investment Projects of CITIC Securities Co.
  - 5.11.1 Investment Orientation
  - 5.11.2 Investment Characteristics
- 5.12 Investment Projects of Guojin Securities Co.
  - 5.12.1 Investment Orientation
  - 5.12.2 Investment Characteristics
- 5.13 Investment Projects of Pacific Securities Co.
  - 5.13.1 Investment Orientation
  - 5.13.2 Investment Characteristics

## Selected Charts

Annual Investment of Listed Financial Service Companies, 2000-2008  
Investment of Listed Financial Service Companies (by Region), 2000-1H2008  
Top 10 Regions in Terms of Investment of Listed Firms in the Industry, 2000-2008  
Investment Distribution of Listed Firms in the Industry (by Region), 2000-1H2008  
Top 10 Companies in Terms of Investment (by Investment Purpose), 2000-2008  
Top 10 Firms in Terms of Investment Distribution (by Purpose), 2000-1H2008  
Investment of Listed Firms in the Industry by Segmented Industry, 2000-2008  
Investment Distribution of Listed Firms by Segmented Industry, 2000-1H2008  
Top 10 Companies in Terms of Investment in the Industry, 2000-1H2008  
Non Fund Raising Investment of Listed Firms in the Industry, 2006Q1-2008Q2  
Monthly Non Fund Raising Investment of Listed Firms by Region, 2006Q1-2008Q2  
Top 5 Regions in Terms of Non Fund Raising Investment, 2006Q1-2008Q2  
Top 5 Companies in Terms of Non Fund Raising Investment, 2006Q1-2008Q2  
Top 5 Firms in Terms of Non Fund Raising Investment by Segmented Industry, 2006Q1-2008Q2  
Annual Investment of China Ping An Insurance Co., 2000-2008  
China Ping An Investment Distribution by Region, 2000-2008  
China Ping An Investment Distribution by Investment Purpose, 2000-2008  
China Ping An Investment by Main Investment Purpose, 2000-2008  
China Ping An Investment Distribution by Segmented Industry, 2000-2008  
China Ping An Investment by Main Segmented Industry, 2000-2008  
China Ping An Main Investment Projects, 2000-2008  
China Ping An Latest Investment Projects, 2000-2008  
Annual Investment of China Life Insurance Co., 2000-2008  
China Life Investment Distribution by Region, 2000-2008

China Life Investment Distribution by Investment Purpose, 2000-2008  
China Life Investment by Main Investment Purpose, 2000-2008  
China Life Investment Distribution by Segmented Industry, 2000-2008  
China Life Investment by Main Segmented Industry, 2000-2008  
China Life Main Investment Projects, 2000-2008  
China Life Latest Investment Projects, 2000-2008  
Annual Investment of China Pacific Insurance Co., 2000-2008  
China Pacific Investment Distribution by Region, 2000-2008  
China Pacific Investment Distribution by Investment Purpose, 2000-2008  
China Pacific Investment by Main Investment Purpose, 2000-2008  
China Pacific Investment Distribution by Segmented Industry, 2000-2008  
China Pacific Investment by Main Segmented Industry, 2000-2008  
China Pacific Main Investment Projects, 2000-2008  
China Pacific Latest Investment Projects, 2000-2008  
Annual Investment of Shaanxi International Trust and Investment Co., 2000-2008  
SITIC Investment Distribution by Region, 2000-2008  
SITIC Investment Distribution of by Investment Purpose, 2000-2008  
SITIC Investment by Main Investment Purpose, 2000-2008  
SITIC Investment Distribution by Segmented Industry, 2000-2008  
SITIC Investment by Main Segmented Industry, 2000-2008  
SITIC Main Investment Projects, 2000-2008  
SITIC Latest Investment Projects, 2000-2008  
SITIC Main M&A Projects, 2000-2008  
Annual Investment of Anxin Trust & Investment Co., 2000-2008  
ATIC Investment Distribution by Region, 2000-2008  
ATIC Investment Distribution by Investment Purpose, 2000-2008  
ATIC Investment by Main Investment Purpose, 2000-2008  
ATIC Investment Distribution by Segmented Industry, 2000-2008  
ATIC Investment by Main Segmented Industry, 2000-2008  
ATIC Main Investment Projects, 2000-2008

ATIC Investment Co Latest Investment Projects, 2000-2008  
ATIC Main M&A Projects, 2000-2008  
Annual Investment of Shanghai Aijian Co., 2000-2008  
Shanghai Aijian Investment Distribution by Region, 2000-2008  
Shanghai Aijian Investment Distribution by Investment Purpose, 2000-2008  
Shanghai Aijian Investment by Main Investment Purpose, 2000-2008  
Shanghai Aijian Investment Distribution by Segmented Industry, 2000-2008  
Shanghai Aijian Investment by Main Segmented Industry, 2000-2008  
Shanghai Aijian Main Investment Projects, 2000-2008  
Shanghai Aijian Latest Investment Projects, 2000-2008  
Shanghai Aijian Main M&A Projects, 2000-2008  
Annual Investment of Shanghai Pudong Development Bank Co., 2000-2008  
SPDB Investment Distribution by Region, 2000-2008  
SPDB Investment Distribution by Investment Purpose, 2000-2008  
SPDB Investment by Main Investment Purpose, 2000-2008  
SPDB Investment Distribution by Segmented Industry, 2000-2008  
SPDB Investment by Main Segmented Industry, 2000-2008  
SPDB Investment Projects, 2000-2008  
SPDB Latest Investment Projects, 2000-2008  
SPDB Main M&A Projects, 2000-2008  
Annual Investment of Huaxia Bank, 2000-2008  
Huaxia Bank Investment Distribution by Region, 2000-2008  
Huaxia Bank Investment Distribution by Investment Purpose, 2000-2008  
Huaxia Bank Investment by Main Investment Purpose, 2000-2008  
Huaxia Bank Investment Distribution by Segmented Industry, 2000-2008  
Huaxia Bank Investment by Main Segmented Industry, 2000-2008



## How to Buy

Product details			How to Order
	USD	File	By email: report@researchinchina.com
Single user	2,000	PDF	By fax: 86-10-82600829
Enterprisewide	3,000	PDF	By online: www.researchinchina.com
Publication date: August 2008			
For more information, call our office in Beijing, China: Tel: 86-10-82600828 Website: www.researchinchina.com			