

# Investment Report of China Transport Infrastructure Industry, 2000-2008

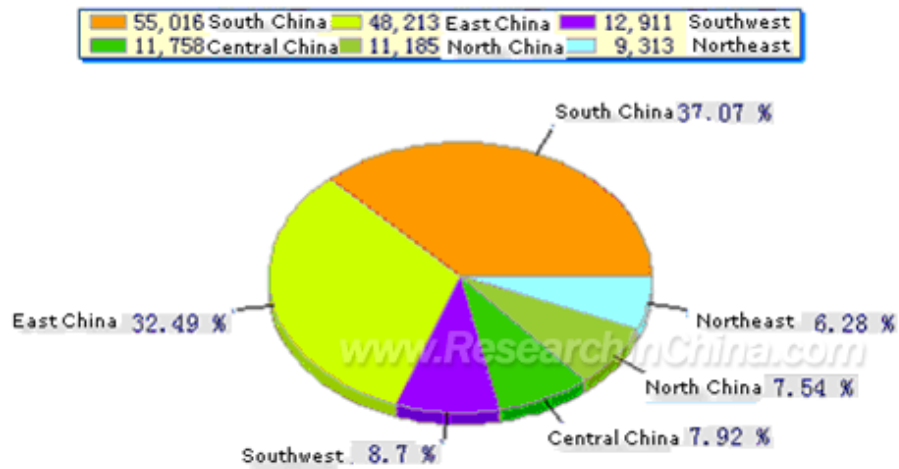
## Abstract

Transport infrastructure industry covers highways, railways, ports, inland waterway and airports, of which expressways, airports and ports have especially achieved the eye-catching development.

By the end of 2007, China's total length of expressways has reached 53,600 kilometers or km, and meanwhile, China has had a total number of 21 provinces, autonomous regions and municipalities, each of which has a length of expressways of over 1,000 km. In 2007, the national passenger throughput of all airports across China totaled 387.59 million person-trips, up 16.8% year-on-year. In the year, the national cargo throughput of all ports above designated size reached 5.28 billion tons, rising 14.8% year on year.

The report makes a thorough study on all investment projects financed by 33 listed companies in China's transport infrastructure industry from 2000 to the first half of 2008, and also makes a summary on the investment trend of the industry, as well as the investment characteristics and trend of all the listed companies.

## Investment Distribution of China Stock Listed Transport Infrastructure Companies by Region, 2000-H1 2008 (Unit: CNY million)

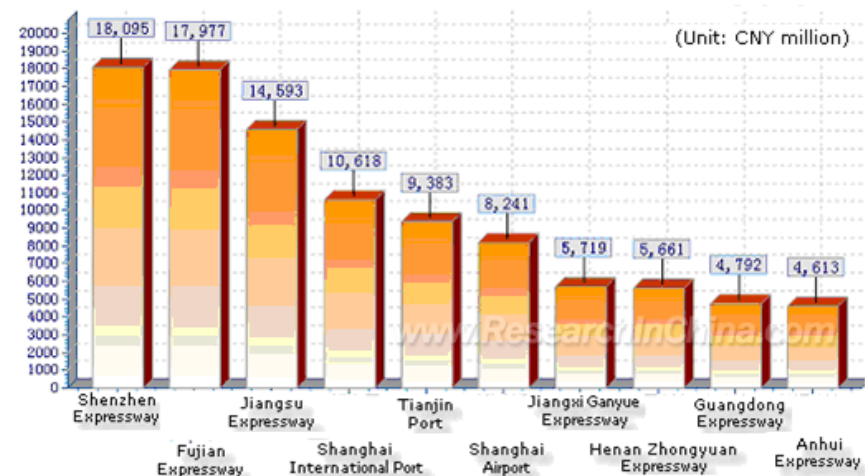


Source: ResearchInChina

The chart shows that South China and East China are in the leading positions in investment by listed companies in transport infrastructure industry, and their investment amounts to 37.07% and 32.49% of the national total respectively.

From the perspective of company, Shenzhen Expressway Co., Fujian Expressway Development Co., Jiangsu Expressway Co., Shanghai International Port Group Co., and Tianjin Port Co., rank the top five places.

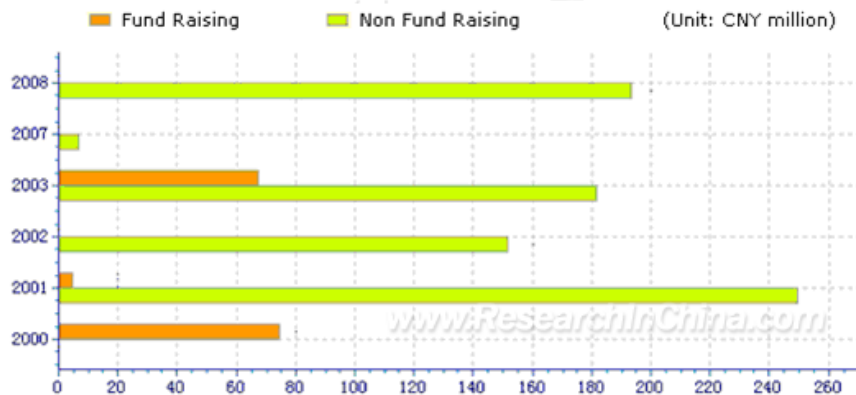
## Top 10 China Stock Listed Companies in Terms of Investment 2000-1H2008



Source: ResearchInChina

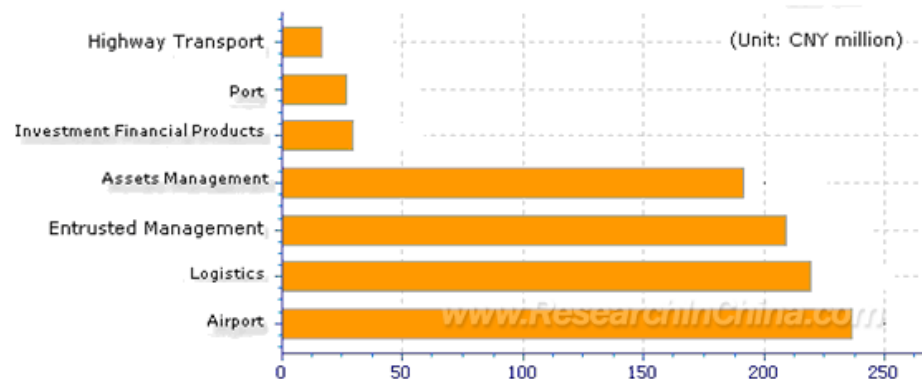
The report takes the Shenzhen Airport for example to introduce the investment features of a single company.

### Annual Investment of the Company of Shenzhen Airport, 2000-2008



Source: ResearchInChina

### Investment Distribution of Shenzhen Airport by Segments, 2000-2008



### Investment characteristics of Shenzhen Airport:

- Main business: airport logistics industry; Future development direction: striving to become a regional passenger transport hub and a super cargo gateway in South China by taking Changi Airport in Singapore and Hong Kong Airport as the standard.
- Except the period 2005 to 2007, the company maintained a high level of investment in the other years.
- Most of its investment is concentrated in South China, followed by Southwest China. Non-aviation business will be the main source of growth. In 2008, its operation mode of advertising business began shifting to franchise operation from self operation, which has secured considerable earnings from its airport advertising franchise in the forthcoming four years. The company will build its second 4F runway and create a joint venture with Lufthansa Cargo to run international cargo business in the Shenzhen Airport, which will provide convenient conditions for developing its international cargo transport business. What's more, UPS has decided to move its Pan-Asian aviation transfer center based in Philippines to the Shenzhen Airport, which will build the relevant infrastructure to be leased to UPS, according to the agreement.

*Note: When you purchase this report, we can update the data to the most recent quarter.*

# Table of Content

- **1. Investment Direction of Transport Infrastructure Industry**
  - 1.1 Overview of the Industry
  - 1.2 Investment Characteristics
  
- **2. Investment Direction of Listed Port Companies**
  - 2.1 Nanjing Port Co., Ltd
    - 2.1.1 Investment Direction
    - 2.1.2 Investment Characteristics
  - 2.2 Shanghai International Port Group Co., Ltd
    - 2.2.1 Investment Direction
    - 2.2.2 Investment Characteristics
  - 2.3 Shenzhen Chiwan Wharf Holdings Co., Ltd
    - 2.3.1 Investment Direction
    - 2.3.2 Investment Characteristics
  - 2.4 Chongqing Gangjiu Co., Ltd
    - 2.4.1 Investment Direction
    - 2.4.2 Investment Characteristics
  - 2.5 Beihai Port Co., Ltd
    - 2.5.1 Investment Direction
    - 2.5.2 Investment Characteristics
  - 2.6 Xiamen Port Development Co., Ltd
    - 2.6.1 Investment Direction
    - 2.6.2 Investment Characteristics
  - 2.7 Tianjin Port Co., Ltd
    - 2.7.1 Investment Direction
    - 2.7.2 Investment Characteristics
  - 2.8 Rizhao Port Co., Ltd
    - 2.8.1 Investment Direction
    - 2.8.2 Investment Characteristics
  - 2.9 Jinzhou Port Co., Ltd
    - 2.9.1 Investment Direction
    - 2.9.2 Investment Characteristics
  - 2.10 Lianyungang Port Co., Ltd
    - 2.10.1 Investment Direction
    - 2.10.2 Investment Characteristics
  - 2.11 Yingkou Port Co., Ltd
    - 2.11.1 Investment Direction
    - 2.11.2 Investment Characteristics
  - 2.12 Wuhu Port Storage & Transportation Co., Ltd
    - 2.12.1 Investment Direction
    - 2.12.2 Investment Characteristics
  - 2.13 Shenzhen Yantian Port Holdings Co., Ltd
    - 2.13.1 Investment Direction
    - 2.13.2 Investment Characteristics
  
- **3. Investment Direction of Listed Airport Companies**
  - 3.1 Xiamen International Airport Co., Ltd
    - 3.1.1 Investment Direction
    - 3.1.2 Investment Characteristics
  - 3.2 Shenzhen Airport Co., Ltd
    - 3.2.1 Investment Direction
    - 3.2.2 Investment Characteristics
  - 3.3 Guangzhou Baiyun International Airport Co., Ltd

- 3.3.1 Investment Direction
- 3.3.2 Investment Characteristics
- 3.4 Shanghai International Airport Co., Ltd
- 3.4.1 Investment Direction
- 3.4.2 Investment Characteristics

- **4. Investment Direction of Listed Road & Bridge Companies**

- 4.1 Hainan Expressway Co., Ltd
  - 4.1.1 Investment Direction
  - 4.1.2 Investment Characteristics
- 4.2 Xiandai Investment Co., Ltd
  - 4.2.1 Investment Direction
  - 4.2.2 Investment Characteristics
- 4.3 Anhui Expressway Co., Ltd
  - 4.3.1 Investment Direction
  - 4.3.2 Investment Characteristics
- 4.4 Northeast Expressway Company Ltd
  - 4.4.1 Investment Direction
  - 4.4.2 Investment Characteristics
- 4.5 Henan Zhongyuan Expressway Co., Ltd
  - 4.5.1 Investment Direction
  - 4.5.2 Investment Characteristics
- 4.6 Dongguan Development (Holdings) Co., Ltd
  - 4.6.1 Investment Direction
  - 4.6.2 Investment Characteristics
- 4.7 Chongqing Road & Bridge Co., Ltd
  - 4.7.1 Investment Direction
  - 4.7.2 Investment Characteristics
- 4.8 Jiangxi Ganyue Expressway Co., Ltd
  - 4.8.1 Investment Direction
  - 4.8.2 Investment Characteristics
- 4.9 Huabei Expressway Co., Ltd
  - 4.9.1 Investment Direction
  - 4.9.2 Investment Characteristics
- 4.10 Jiangsu Expressway Co., Ltd
  - 4.10.1 Investment Direction
  - 4.10.2 Investment Characteristics
- 4.11 Shenzhen Expressway Co., Ltd
  - 4.11.1 Investment Direction
  - 4.11.2 Investment Characteristics
- 4.12 Hubei Chutian Expressway Co., Ltd
  - 4.12.1 Investment Direction
  - 4.12.2 Investment Characteristics
- 4.13 Fujian Expressway Development Co., Ltd
  - 4.13.1 Investment Direction
  - 4.13.2 Investment Characteristics
- 4.14 Guangdong Provincial Expressway Development Co., Ltd
  - 4.14.1 Investment Direction
  - 4.14.2 Investment Characteristics
- 4.15 Shandong Expressway Company Limited
  - 4.15.1 Investment Direction
  - 4.15.2 Investment Characteristics
- 4.16 Guangxi Wuzhou Communications Co., Ltd
  - 4.16.1 Investment Direction
  - 4.16.2 Investment Characteristics

## Selected Charts

Annual Investment of Listed Transport Infrastructure Companies, 2000-2008  
Investment of Listed Transport Infrastructure Companies by Region, 2000-2008  
Investment Distribution of Listed Companies by Region, 2000-1H2008  
Top 10 Regions in Terms of Investment of Listed Companies, 2000-2008  
Investment Distribution of Listed Companies by Region, 2000-1H2008  
Top 10 Regions in Terms of Investment by Investment Purpose, 2000-2008  
Top 10 Regions in Terms of Investment Distribution by Purpose, 2000-1H2008  
Investment of Listed Companies by Segmented Industry, 200-2008  
Investment Distribution of Listed Firms by Segmented Industry, 2000-1H2008  
Top 10 Companies in Terms of Investment, 2000-1H2008  
Non Fund Raising Investment of Listed Firms in the Industry, 1Q2006-2Q2008  
Non Fund Raising Investment of Listed Companies by Region, 1Q2006-2Q2008  
Top 5 Regions in Terms of Non Fund Raising Investment, 1Q2006-2Q2008  
Top 5 Companies in Terms of Non Fund Raising Investment, 1Q2006-2Q2008  
Top 5 Firms in Terms of Non Fund Raising Investment by Segmented Industry, 1Q2006-2Q2008  
Annual Investment of Nanjing Port Co., Ltd, 2000-2008  
Nanjing Port Investment by Region, 2000-2008  
Nanjing Port Investment Distribution by Investment Purpose, 2000-2008  
Nanjing Port Investment by Key Investment Purpose, 2000-2008  
Nanjing Port Investment Distribution by Segmented Industry, 2000-2008  
Nanjing Port Investment Distribution by Key Segmented Industry, 2000-2008  
Nanjing Port Main Investment Projects, 2000-2008  
Nanjing Port Latest Investment Projects, 2000-2008  
Nanjing Port Main M & A Projects, 2000-2008

Annual Investment of Shanghai International Port Group Co., Ltd, 2000-2008  
SIPG Investment by Region, 2000-2008  
SIPG Investment Distribution by Investment Purpose, 2000-2008  
SIPG Investment Trend by Key Investment Purpose, 2000-2008  
SIPG Investment Distribution by Segmented Industry, 2000-2008  
SIPG Investment Distribution Key Segmented Industry, 2000-2008  
SIPG Main Investment Projects, 2000-2008  
SIPG Latest Investment Projects, 2000-2008  
Annual Investment of Shenzhen Chiwan Wharf Holdings Co., Ltd, 2000-2008  
Shenzhen Chiwan Investment by Region, 2000-2008  
Shenzhen Chiwan Investment Distribution by Investment Purpsoe, 2000-2008  
Shenzhen Chiwan Investment by Key Investment Purpose, 2000-2008  
Shenzhen Chiwan Investment Distribution by Segmented Industry, 2000-2008  
Shenzhen Chiwan Investment by Key Segmented Industry, 2000-2008  
Shenzhen Chiwan Main Investment Projects, 2000-2008  
Shenzhen Chiwan Latest Investment Projects, 2000-2008  
Shenzhen Chiwan Main M & A Projects, 2000-2008  
Annual Investment of Chongqing Gangjiu Co., Ltd, 2000-2008  
Chongqing Gangjiu Investment by Region, 2000-2008  
Chongqing Gangjiu Investment Distribution by Investment Purpose, 2000-2008  
Chongqing Gangjiu Investment by Key Investment Purpose, 2000-2008  
Chongqing Gangjiu Investment Distribution by Segmented Industry, 2000-2008  
Chongqing Gangjiu Investment by Key Segmented Industry, 2000-2008  
Chongqing Gangjiu Main Investment Projects, 2000-2008  
Chongqing Gangjiu Latest Investment Projects, 2000-2008

Chongqing Gangjiu Main M & A Projects, 2000-2008  
Annual Investment of Beihai Port Co., Ltd, 2000-2008  
Beihai Port Investment by Region, 2000-2008  
Beihai Port Investment Distribution by Investment Purpose, 2000-2008  
Beihai Port Investment by Key Investment Objective, 2000-2008  
Beihai Port Investment Distribution by Segmented Industry, 2000-2008  
Beihai Port Investment by Key Segmented Industry, 2000-2008  
Beihai Port Main Investment Projects, 2000-2008  
Beihai Port Latest Investment Projects, 2000-2008  
Beihai Port Main M & A Projects, 2000-2008  
Annual Investment of Xiamen Port Development Co., Ltd, 2000-2008  
Xiamen Port Investment by Region, 2000-2008  
Xiamen Port Investment Distribution by Investment Purpose, 2000-2008  
Xiamen Port Investment by Key Investment Purpose, 2000-2008  
Xiamen Port Investment Distribution by Segmented Industry, 2000-2008



## How to Buy

Product details			How to Order
Single user	USD	File	By email: report@researchinchina.com
	2,000	PDF	By fax: 86-10-82600829
Enterprisewide	3,000	PDF	By online: www.researchinchina.com
Publication date: August 2008			
For more information, call our office in Beijing, China: Tel: 86-10-82600828 Website: www.researchinchina.com			